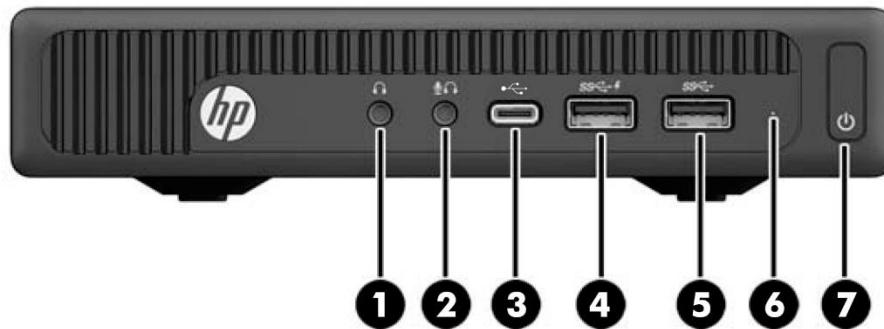


Overview

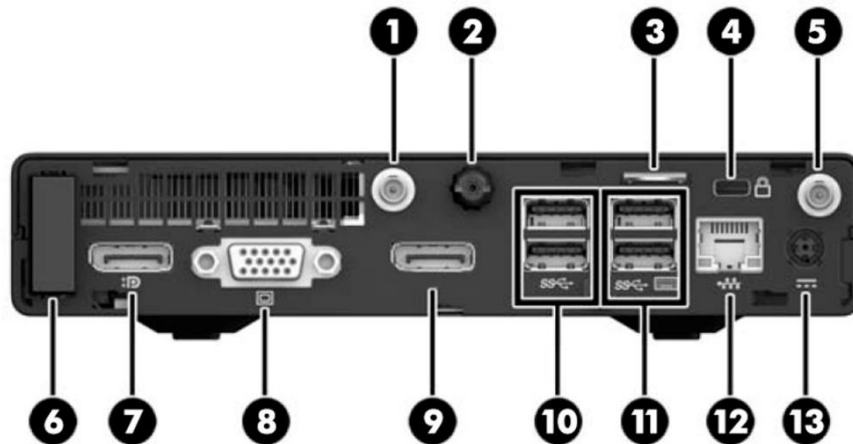
HP ProDesk 600 G2 Desktop Mini Business PC



- | | |
|--|----------------------------|
| 1. Headphone Connector | 5. USB 3.0 |
| 2. Microphone or Headphone Connector (software selectable, default mode is microphone) | 6. HDD Indicator |
| 3. USB 3.0 Type-C™ | 7. Dual-State Power Button |
| 4. USB 3.0 -Charging | |

Overview

HP ProDesk 600 G2 Desktop Mini Business PC



- | | |
|--|--|
| 1. Optional External Antenna Connector | 8. VGA Monitor Connector |
| 2. Thumbscrew | 9. Choice of DisplayPort (shown), HDMI, or Serial Connector (optional) |
| 3. Padlock Loop | 10. (2) USB 3.0 Ports (blue) |
| 4. Ultra-slim cable lock | 11. (2) USB 3.0 Ports (blue) allows for wake from S4/S5 with keyboard/mouse when connected and enabled in BIOS |
| 5. Optional External Antenna Connector | 12. RJ-45 Network Connector |
| 6. Antenna Cover | 13. Power Connector |
| 7. DisplayPort Monitor Connector | |

Not Shown

Slots (1) internal M.2 PCIe x1 connector for optional wireless NIC
(1) internal M.2 PCIe x4 connector for optional Turbo Drive SSD

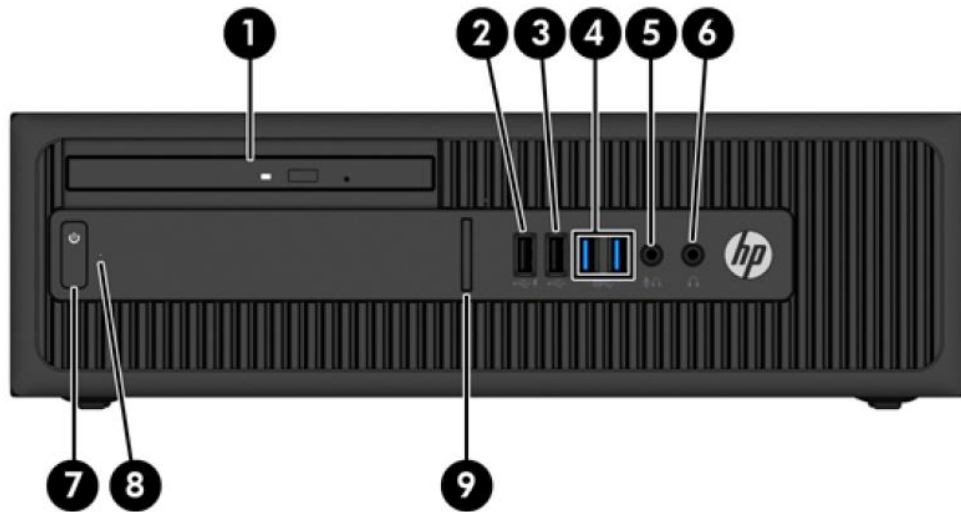
Bays (1) 2.5" internal storage drive bay

VESA Support for VESA 100 mounting system on bottom of PC chassis*

*Mounting hardware sold separately.

Overview

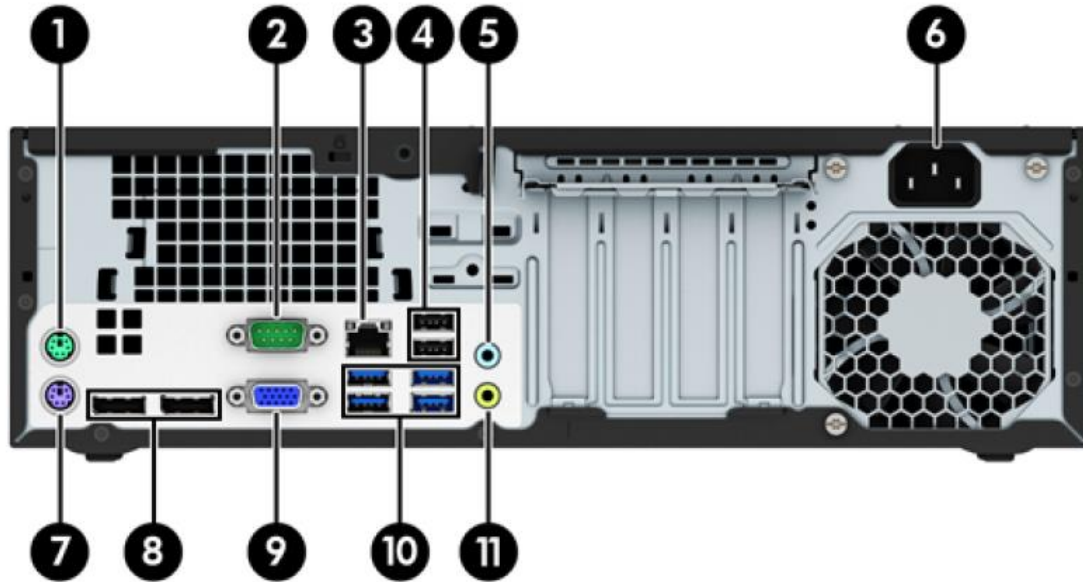
HP ProDesk 600 G2 Small Form Factor Business PC



- | | |
|---------------------------------------|--------------------------------|
| 1. Slim Optical Drive (optional) | 6. Headphone Connector |
| 2. USB 2.0 Fast Charging Port (black) | 7. Dual-State Power Button |
| 3. USB 2.0 Port (black) | 8. Hard Drive Activity Light |
| 4. (2) USB 3.0 Ports (blue) | 9. SD 3 Card Reader (optional) |
| 5. Microphone/Headphone Connector | |

Overview

HP ProDesk 600 G2 Small Form Factor Business PC



- | | |
|---|--|
| 1. PS/2 Mouse Connector (green) | 7. PS/2 Keyboard Connector (purple) |
| 2. Serial Connector | 8. (2) DisplayPort Monitor Connectors |
| 3. RJ-45 Network Connector | 9. VGA Monitor Connector |
| 4. (2) USB 2.0 Ports with Wake from S4/S5 feature (black) | 10. (4) USB 3.0 Ports (blue) |
| 5. Line-In Audio Connector (blue) | 11. Line-Out Connector for powered audio devices (green) |
| 6. Power Cord Connector | |

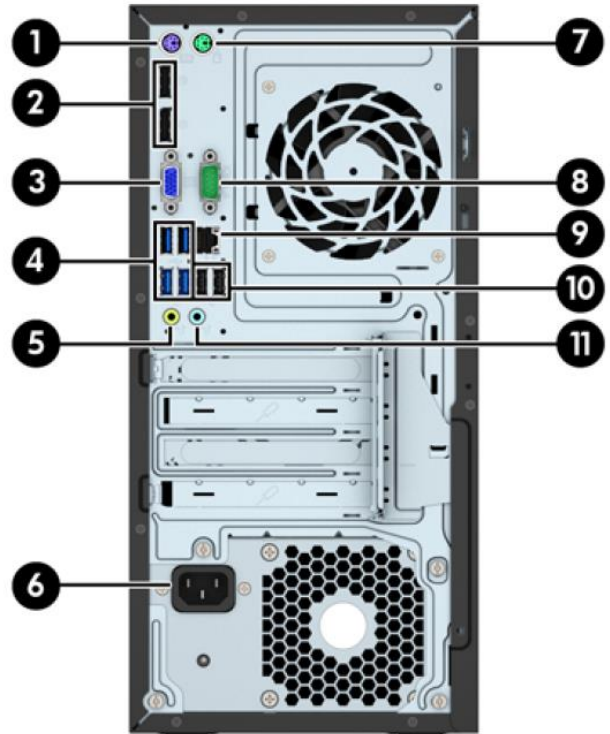
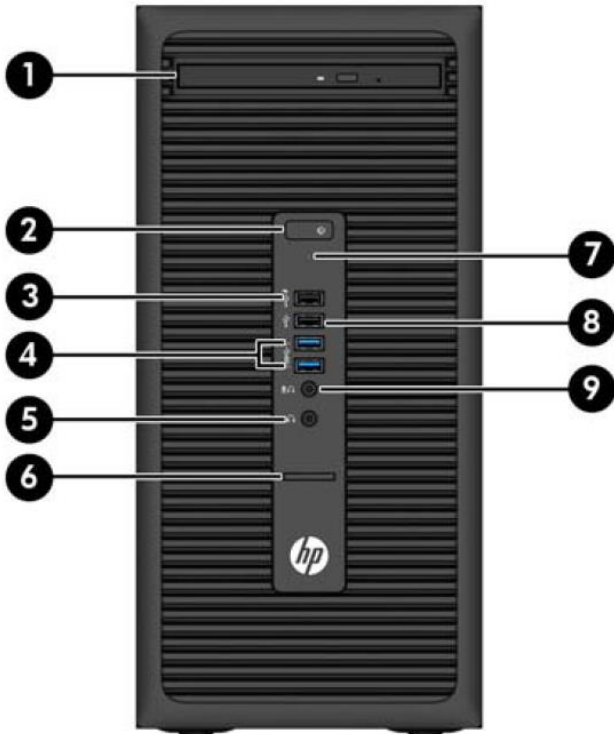
NOTE: An optional second serial port and an optional parallel port are available from HP.

Not Shown

- | | |
|-------|--|
| Slots | (1) PCI Express x16 graphics connectors
(3) PCI Express x1 accessory connectors |
| Bays | (1) 2.5" internal storage drive bay
(2) 3.5" internal storage drive bay |

Overview

HP ProDesk 600 G2 Microtower Business PC



1. Slim Optical Drive (optional)
2. Dual-State Power Button
3. USB 2.0 Fast Charging (powered) Port (black)
4. (2) USB 3.0 Ports (blue)
5. Headphone Connector
6. SD 3 Card Reader (optional)
7. Hard Drive Activity Light
8. USB 2.0 Port (black)
9. Microphone/Headphone Connector

1. PS/2 Keyboard Connector (purple)
2. (2) DisplayPort Monitor Connectors
3. VGA Monitor Connector
4. (4) USB 3.0 Ports (blue)
5. Line-Out Connector for powered audio devices (green)
6. Power Cord Connector
7. PS/2 Mouse Connector (green)
8. Serial Connector
9. RJ-45 Network Connector
10. (2) USB 3.0 Ports with Wake from S4/S5 feature (black)
11. Line-In Audio Connector (blue)

NOTE: An optional second serial port and an optional parallel port are available from HP.

Not Shown

- Slots (1) PCI Express x16 graphics connectors
(3) PCI Express x1 accessory connectors
- Bays (2) 3.5" internal storage drive bays

Overview

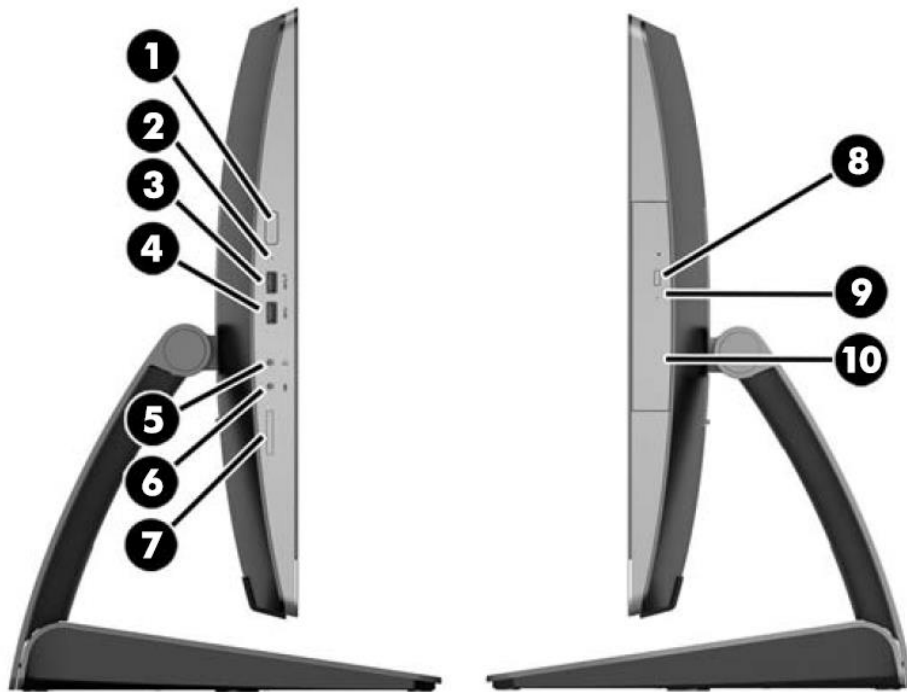
HP ProOne 600 G2 21.5-inch All-in-One Business PC



1. Dual microphone array (with webcam)
2. Webcam activity LED (with webcam)
3. Webcam privacy shutter slide switch (with optional webcam)
4. Webcam (standard but deselectable)
5. 21.5" diagonal 16:9 widescreen LED-backlit LCD display (non-touch/touch*)
*Note: Touch model available in EMEA only.
6. High-performance stereo speakers (standard but deselectable)

Overview

HP ProOne 600 G2 21.5-inch All-in-One Business PC

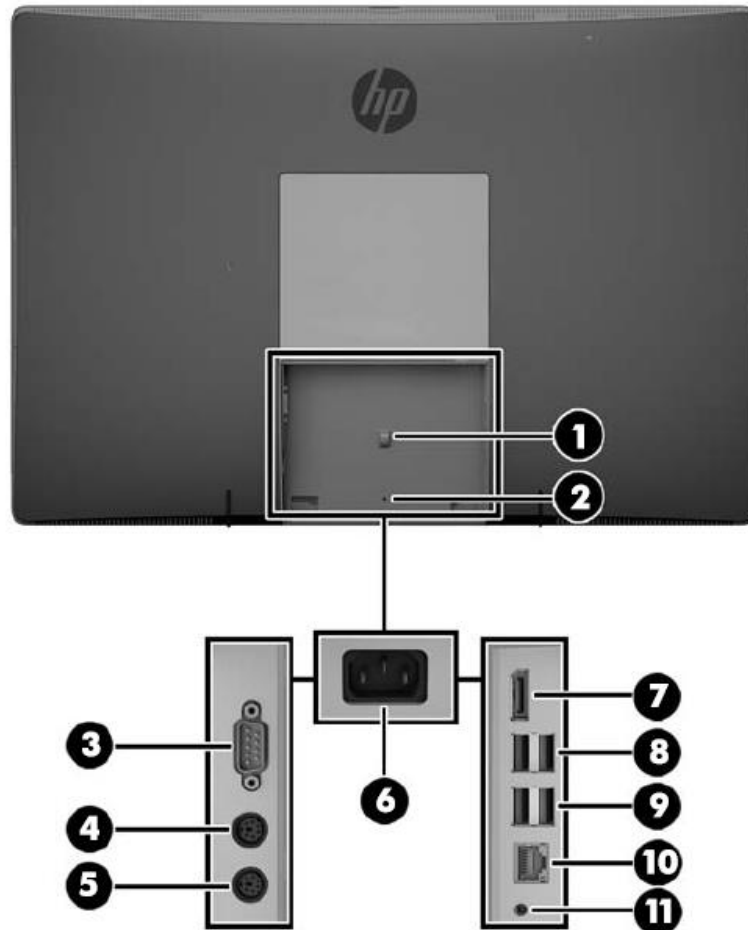


1. Power button
2. Hard Disk Drive activity LED
3. USB 3.0 port, fast-charging
4. USB 3.0 port
5. Headphone jack

6. Microphone/Headphone/Line-In jack
7. HP SD 4 Card Reader (optional)
8. Optical disc drive eject button
9. Optical disc drive activity LED
10. Tray-load optical disc drive

Overview

HP ProOne 600 G2 21.5-inch All-in-One Business PC



REAR/PORTS (BEHIND SECURITY COVER)

- | | | | |
|----|------------------------------------|-----|--|
| 1. | Power cable retention loop | 7. | DisplayPort connector |
| 2. | Port cover security screw hole | 8. | (2) USB 3.0 ports |
| 3. | Serial port (optional) | 9. | (2) USB 3.0 ports with wake-up functionality |
| 4. | PS/2 keyboard connector (optional) | 10. | RJ-45 Gigabit Ethernet port |
| 5. | PS/2 mouse connector (optional) | 11. | Stereo audio line out |
| 6. | Power connector | | |

Not Shown

- Slots (1) internal M.2 PCIe x1 connector for optional wireless NIC
(1) internal M.2 PCIe x4 connector for optional Turbo Drive SSD
- Bays (1) 2.5" internal storage drive bay
- VESA Support for VESA 100 mounting system on bottom of PC chassis*
*Mounting hardware sold separately (see Accessories section).

Overview

At A Glance

- Choice of four form factors: Desktop Mini, Small Form Factor, Microtower and All-in-One
- PC chassis and all internal components and modules are manufactured with low halogen content
- HP developed- and engineered UEFI BIOS supporting security, manageability and software image stability
- Intel® Q150 chipset supporting Intel® 6th generation Core™ processors, featuring integrated Intel® HD Graphics
- Processor support up to 65W (MT/SFF/AiO), 35W (DM)
- Intel® Ethernet Connection I219LM GbE LOM integrated network connection
- DDR4 Synchronous Dynamic Random Access Memory (SDRAM)
- Multi-independent monitor support via VGA (MT/SFF/DM only), HDMI (DM only with optional HDMI port) and digital DisplayPort video interfaces with multi-stream (Dual DisplayPort connectors on MT/SFF/DM only); multi-stream support on AiO via DisplayPort (supports up to 2 external displays)¹
- DTS Sound+™ (SFF, MT, DM) audio management software²
- DTS Studio Sound™ (AiO) audio management software³
- Standard and high efficiency energy saving power supply options
- ENERGY STAR® certified and certified EPEAT® Gold models
- ENERGY STAR® certified. EPEAT® registered where applicable/supported. See www.epeat.net for registration status by country.
- CCC, CECP & SEPA Certified
- Optimized for Skype for Business(AiO only)
- TCO AiO and TCO Edge (AiO only)
- Low halogen⁴
- Arsenic-free
- Protected by HP Services, including limited warranties up to 3-3-3 (terms and conditions vary by country; certain restrictions and exclusions apply); Care Packs available with up to 5 years Next Business Day Onsite Hardware Support
- Lengthy purchase lifecycles and image stability

NOTE: See important legal disclosures for all listed specs in their respective features sections.

1. Using integrated graphics, up to two (2) external displays are supported via DisplayPort multi-stream monitors 'daisy-chained' together For DTS patents, see <http://patents.dts.com>. Manufactured under license from DTS Licensing Limited. DTS, the Symbol, & DTS and the Symbol together are registered trademarks, and DTS Sound+ is a trademark of DTS, Inc. © DTS, Inc. All Rights Reserved. For DTS patents, see <http://patents.dts.com>. Manufactured under license from DTS Licensing Limited. DTS, the Symbol, & DTS and the Symbol together are registered trademarks, and DTS Studio Sound is a trademark of DTS, Inc. © DTS, Inc. All Rights Reserved. External power supplies, power cords, cables and peripherals are not Low Halogen. Service parts obtained after purchase may not be Low Halogen.

Standard Features and Configurable Components

Standard Features and Configurable Components

CHIPSET

	<u>DM</u>	<u>SFF</u>	<u>MT</u>	<u>AiO</u>
Intel® Q150 PCH-H non-vPro	X	X	X	X

PROCESSORS*

Intel® 6th Generation Core™ i7 Processors

	<u>DM</u>	<u>SFF</u>	<u>MT</u>	<u>AiO</u>
<u>Intel® Core™ i7-6700 Processor</u> 65W Up to 4.0 GHz Max. Turbo Frequency (3.4 GHz base frequency) 8 MB cache, 4 cores, 8 threads Intel® HD Graphics 530 Supports DDR4 memory up to 2133 MT/s data rate Supports Intel® Stable Image Platform Program (SIPP)		X	X	X
<u>Intel® Core™ i7-6700T Processor</u> 35W Up to 3.6 GHz Max. Turbo Frequency (2.8 GHz base frequency) 8 MB cache, 4 cores, 8 threads Intel® HD Graphics 530 Supports DDR4 memory up to 2133 MT/s data rate Supports Intel® Stable Image Platform Program (SIPP)	X			

Intel® 6th Generation Core™ i5 Processors

	<u>DM</u>	<u>SFF</u>	<u>MT</u>	<u>AiO</u>
<u>Intel® Core™ i5-6600 Processor</u> 65W Up to 3.9 GHz Max. Turbo Frequency (3.3 GHz base frequency) 6 MB cache, 4 cores, 4 threads Intel® HD Graphics 530 Supports DDR4 memory up to 2133 MT/s data rate Supports Intel® Stable Image Platform Program (SIPP)		X	X	X
<u>Intel® Core™ i5-6500 Processor</u> 65W Up to 3.6 GHz Max. Turbo Frequency (3.2 GHz base frequency) 6 MB cache, 4 cores, 4 threads Intel® HD Graphics 530 Supports DDR4 memory up to 2133 MT/s data rate Supports Intel® Stable Image Platform Program (SIPP)		X	X	X
<u>Intel® Core™ i5-6600T Processor</u> 35W Up to 3.5 GHz Max. Turbo Frequency (2.7 GHz base frequency)	X			

Standard Features and Configurable Components

6 MB cache, 4 cores, 4 threads Intel® HD Graphics 530 Supports DDR4 memory up to 2133 MT/s data rate Supports Intel® Stable Image Platform Program (SIPP)				
Intel® Core™ i5-6500T Processor 35W Up to 3.1 GHz Max. Turbo Frequency (2.5 GHz base frequency) 6 MB cache, 4 cores, 4 threads Intel® HD Graphics 530 Supports DDR4 memory up to 2133 MT/s data rate Supports Intel® Stable Image Platform Program (SIPP)	X			

Intel® 6th Generation Core™ i3 Processors (Planned to be available November, 2015)

	<u>DM</u>	<u>SFF</u>	<u>MT</u>	<u>AiO</u>
Intel® Core™ i3-6320 Processor 51W 3.9 GHz base frequency 4 MB cache, 2 cores, 4 threads Intel® HD Graphics 530 Supports DDR4 memory up to 2133 MT/s data rate		X	X	X
Intel® Core™ i3-6300 Processor 51W 3.8 GHz base frequency 4 MB cache, 2 cores, 4 threads Intel® HD Graphics 530 Supports DDR4 memory up to 2133 MT/s data rate		X	X	X
Intel® Core™ i3-6100 Processor 51W 3.7 GHz base frequency 3 MB cache, 2 cores, 4 threads Intel® HD Graphics 530 Supports DDR4 memory up to 2133 MT/s data rate		X	X	X
Intel® Core™ i3-6300T Processor 35W 3.3 GHz base frequency 4 MB cache, 2 cores, 4 threads Intel® HD Graphics 530 Supports DDR4 memory up to 2133 MT/s data rate	X			
Intel® Core™ i3-6100T Processor 35W 3.2 GHz base frequency 3 MB cache, 2 cores, 4 threads Intel® HD Graphics 530 Supports DDR4 memory up to 2133 MT/s data rate	X			X

Standard Features and Configurable Components

Intel® 6th Generation Pentium® Processors

(Planned to be available November, 2015)

	<u>DM</u>	<u>SFF</u>	<u>MT</u>	<u>AiO</u>
Intel® Pentium® G4520 Processor 51W Up to 3.6 GHz Base Frequency 3 MB cache, 2 cores, 2 threads Intel® HD Graphics 530 Supports DDR4 memory up to 2133 MT/s data rate		X	X	X
Intel® Pentium® G4500 Processor 51W Up to 3.5 GHz Base Frequency 3 MB cache, 2 cores, 2 threads Intel® HD Graphics 530 Supports DDR4 memory up to 2133 MT/s data rate		X	X	X
Intel® Pentium® G4400 Processor 51W/54W** Up to 3.3 GHz Base Frequency 3 MB cache, 2 cores, 2 threads Intel® HD Graphics 510 Supports DDR4 memory up to 2133 MT/s data rate		X	X	X
Intel® Pentium® G4500T Processor 35W Up to 3.0 GHz Base Frequency 3 MB cache, 2 cores, 2 threads Intel® HD Graphics 530 Supports DDR4 memory up to 2133 MT/s data rate	X			
Intel® Pentium® G4400T Processor 35W Up to 2.9 GHz Base Frequency 3 MB cache, 2 cores, 2 threads Intel® HD Graphics 510 Supports DDR4 memory up to 2133 MT/s data rate	X			

***Note:** Multi-Core is designed to improve performance of certain software products. Not all customers or software applications will necessarily benefit from use of this technology. 64-bit computing system required. Performance and clock frequency will vary depending on application workload and your hardware and software configurations. Intel's numbering is not a measurement of higher performance.

** Intel® Pentium® G4400 has a source die of 2+2 and 4+2. The 2+2 will run at 51W, while the 4+2 fused-down version will run at 54W.

Standard Features and Configurable Components

GRAPHICS

System Integrated Graphics

	<u>DM</u>	<u>SFF</u>	<u>MT</u>	<u>AiO</u>
Intel® HD Graphics on all models (integrated on processor)	X	X	X	X

Optional Discrete Graphics Solutions

	<u>DM</u>	<u>SFF</u>	<u>MT</u>	<u>AiO</u>
AMD® Radeon™ R9 350 2GB DH PCIe x16			X	
NVIDIA® GeForce® GT 730 2GB PCIe x8		X	X	
NVIDIA GeForce GT 720 2GB PCIe x16 (China only)			X	
NVIDIA Quadro NVS 310 1GB PCIe x16		X	X	
AMD Radeon R5 320 1GB PCIe x16 (China only)			X	

ADAPTERS AND CABLES

	<u>DM</u>	<u>SFF</u>	<u>MT</u>	<u>AiO</u>
HP DisplayPort Cable	X	X	X	X
HP DisplayPort Cable 2nd	X	X	X	
HP DisplayPort to DVI-D Adapter	X	X	X	X
HP DisplayPort to DVI-D Adapter 2nd	X	X	X	
HP DisplayPort to HDMI 4K Adapter	X	X	X	X
HP DisplayPort to HDMI 4K Adapter 2nd	X	X	X	
HP DisplayPort to VGA Adapter	X	X	X	X
HP DisplayPort to VGA Adapter 2nd	X	X	X	
HP USB-C™ to USB 3.0	X	X	X	X
HP USB to Serial Port Adapter	X			
HP 700mm DisplayPort Cable	X			

STORAGE*, **

2.5 inch 5.4k RPM Hard Disk Drives

	<u>DM**</u>	<u>SFF</u>	<u>MT</u>	<u>AiO</u>
2TB SATA HDD	X			
2TB SATA HDD 2nd	X			

2.5 inch 7.2k RPM Hard Disk Drives

	<u>DM</u>	<u>SFF</u>	<u>MT</u>	<u>AiO</u>
1TB SATA (Planned to be available 12/07/15)	X	X	X	X
1TB SATA 2 nd (Planned to be available 12/07/15)	X	X	X	
500GB SATA	X	X	X	X
500GB SATA 2nd	X	X	X	

3.5" SATA 7.2k RPM Hard Disk Drives

	<u>DM</u>	<u>SFF</u>	<u>MT</u>	<u>AiO</u>
2TB SATA		X	X	
2TB SATA 2nd		X	X	
1TB SATA (Planned to be available the 12/07/15)		X	X	
1TB SATA 2nd (Planned to be available the 12/07/15)		X	X	
500GB SATA		X	X	

Standard Features and Configurable Components

500GB SATA 2nd		X	X	
----------------	--	---	---	--

2.5 inch Solid State Hybrid Drives (SSHD)

	<u>DM**</u>	<u>SFF</u>	<u>MT</u>	<u>AiO</u>
1TB SATA 6G 2.5 8G SSHD	X	X	X	X
1TB SATA 6G 2.5 8G SSHD 2nd	X	X	X	
500GB SATA 6G 2.5 8G SSHD	X	X	X	X
500GB SATA 6G 2.5 8G SSHD 2nd	X	X	X	

3.5 inch Solid State Hybrid Drives (SSHD)

	<u>DM</u>	<u>SFF</u>	<u>MT</u>	<u>AiO</u>
1TB 7200 RPM SATA 8GB		X	X	

2.5 inch Solid State Drives (SSD)

	<u>DM**</u>	<u>SFF</u>	<u>MT</u>	<u>AiO</u>
512GB SATA 3D SSD	X	X	X	X
512GB SATA 3D SSD 2nd	X	X	X	
256GB SATA SSD	X	X	X	X
256GB SATA SSD 2nd	X	X	X	
256GB SATA 3D SSD	X	X	X	X
256GB SATA 3D SSD 2nd	X	X	X	
180GB SATA (Intel® Pro 2500)	X	X	X	X
180GB SATA (Intel® Pro 2500) 2nd	X	X	X	
128GB SATA SSD	X	X	X	X
128GB SATA SSD 2nd	X	X	X	
128GB SATA 3D SSD	X	X	X	X
128GB SATA 3D SSD 2nd	X	X	X	
120GB SATA SSD (Intel® Pro 2500)	X	X	X	X
120GB SATA SSD (Intel® Pro 2500) 2nd	X	X	X	
128GB SATA Value SSD	X	X	X	X
256GB SATA Value SSD	X	X	X	X
128GB SATA 2.5 TLC SSD	X	X	X	X
256GB SATA 2.5 TLC SSD	X	X	X	X
512GB SATA 2.5 TLC SSD	X	X	X	X

2.5 inch Self-encrypting Solid State Drives (SED)

	<u>DM</u>	<u>SFF</u>	<u>MT</u>	<u>AiO</u>
256GB SATA Opal2 SED SSD	X	X	X	X
256GB SATA Opal2 SED SSD 2nd	X	X	X	
180GB SATA Opal2 SED SSD (Intel® Pro 2500)	X	X	X	X
180GB SATA Opal2 SED SSD (Intel® Pro 2500) 2nd	X	X	X	
128GB SATA Opal2 SED SSD	X	X	X	X
128GB SATA Opal2 SED SSD 2nd	X	X	X	
120GB SATA Opal2 SED SSD (Intel® Pro 2500)	X	X	X	X
120GB SATA Opal2 SED SSD (Intel® Pro 2500) 2nd	X	X	X	
500GB SATA Opal2 SED SSD		X	X	

Standard Features and Configurable Components

500GB SATA Opal2 SED SSD 2nd		X	X	
1TB SATA 6G Opal2 SED SSD		X		
1TB SATA 6G Opal2 SED SSD 2nd		X	X	
512GB SATA 6G Opal2 SED SSD		X	X	
512GB SATA 6G Opal2 SED SSD 2nd		X	X	

***NOTE:** For hard drives and solid state drives, GB = 1 billion bytes. TB = 1 trillion bytes. Actual formatted capacity is less. Up to 16 GB (for Windows 7) and 36 GB (for Windows 8.1/10) of system disk is reserved for the system recovery software.

****NOTE:** Desktop Mini second HDD only available when the first storage drive is an M2 drive.

PCIe Cards

	<u>DM</u>	<u>SFF</u>	<u>MT</u>	<u>AiO</u>
HP 512GB Turbo Drive G2 SSD-PCIe Card		X	X	
HP 256GB Turbo Drive SSD-PCIe Card		X	X	
HP 256GB Turbo Drive G2 SSD-PCIe Card		X	X	
HP 256GB Turbo Drive SSD - M.2 PCIe Card	X			X
HP 256GB Turbo Drive G2 SSD- M.2 PCIe Card	X			X
HP 128GB Turbo Drive SSD-PCIe Card		X	X	
HP 128GB Turbo Drive G2 SSD-PCIe Card		X	X	
128GB Turbo Drive SSD - M.2 PCIe Card	X			X
128GB Turbo Drive G2 SSD- M.2 PCIe Card	X			X

Optical Disc Drives

	<u>DM</u>	<u>SFF</u>	<u>MT</u>	<u>AiO</u>
HP 9.5mm Slim Desktop DVD-ROM Drive		X	X	
HP 9.5mm Slim Desktop SATA BDXL Blu-Ray Writer		X	X	
HP 9.5mm Slim Desktop DVD Writer Drive		X	X	
HP 9.5mm Slim 600 G2 AiO DVD-ROM Drive				X
HP 9.5mm Slim 600 G2 AiO SATA BDXL Blu-Ray Writer				X
HP 9.5mm Slim 600 G2 AiO DVD Writer Drive				X

Media Card Reader (optional)*

	<u>DM</u>	<u>SFF</u>	<u>MT</u>	<u>AiO</u>
SD4 with 5-in-1 Interface from SD option to PCA is USB (Supports SD, SDXC, SDHC, UHS-I, UHS-II)		X	X	
5-in 1 PCIe Interface (Supports SD, SDXC, SDHC, UHS-I, UHS-II)				X

*Card sold separately

Standard Features and Configurable Components

MEMORY

Form Factor	Type	Maximum	# of Slots
Desktop Mini	DDR4-2133 (Transfer rates up to 2133 MT/s)	32 GB	2 SODIMM
Small Form Factor	DDR4-2133 (Transfer rates up to 2133 MT/s)	64 GB	4 DIMM
Microtower	DDR4-2133 (Transfer rates up to 2133 MT/s)	64 GB	4 DIMM
All-in-One	DDR4-2133 (Transfer rates up to 2133 MT/s)	32 GB	2 SODIMM

Both slots are customer accessible / upgradeable.

- 2,048 MB (2048 MB x 1)
- 4,096 MB (4096 MB x 1)
- 8,192 MB (4096 MB x 2)
- 8,192 MB (8192 MB x 1)
- 16,384 MB (8192 MB x 2)
- 32,768 (16,384 MB x 2) – Maximum for DM and AiO
- 65,536 (16,384 MB x 2)– Maximum for SFF and MT

NOTE: For systems configured with more than 3 GB of memory and a 32-bit operating system, all memory may not be available due to system resource requirements. Addressing memory above 4 GB requires a 64-bit operating system.

Memory modules support data transfer rates up to 2133 MT/s; actual data rate is determined by the system's configured processor. See processor specifications for supported memory data rate.

NETWORKING/COMMUNICATIONS

Ethernet (RJ-45)	<u>DM</u>	<u>SFF</u>	<u>MT</u>	<u>AiO</u>
Intel® I219LM Gigabit Network Connection LOM (standard)	X	X	X	X
Intel® Ethernet I210-T1 PCIe x1 Gb Network Interface Card (optional)		X	X	

Wireless	<u>DM</u>	<u>SFF</u>	<u>MT</u>	<u>AiO</u>
Broadcom BCM943228Z 802.11n PCIe Bluetooth® NIC		X	X	
Broadcom BCM943228Z 802.11n PCIe Bluetooth® Disabled NIC		X	X	
Broadcom BCM943228Z 802.11n M.2 Bluetooth® NIC	X			X
Broadcom BCM943228Z 802.11n M.2 Bluetooth® Disabled NIC	X			X
Intel® 7265 802.11AC PCIe Bluetooth® Disabled NIC		X	X	X
Intel® 7265 802.11AC PCIe Bluetooth® NIC		X	X	X

Standard Features and Configurable Components

Intel® 7265 802.11n PCIe Bluetooth® Disabled NIC		X	X	
Intel® 7265 802.11n PCIe Bluetooth® NIC		X	X	
Intel® 7265 802.11n M.2 Bluetooth® NIC	X			
Intel® 7265 802.11n M.2 Bluetooth® Disabled NIC	X			
Intel® 3165 802.11AC M.2 Bluetooth® NIC	X			
Intel® 3165 802.11AC PCIe Bluetooth® NIC (Brazil)		X		

*Wireless access point and internet service required. The specifications for the 802.11ac WLAN are draft specifications and are not final. If the final specifications differ from the draft specifications, it may affect the ability of the notebook to communicate with other 802.11ac WLAN devices

Audio/Multimedia

	<u>DM</u>	<u>SFF</u>	<u>MT</u>	<u>AiO</u>
HD audio with Realtek ALC221 codec (all ports are stereo)	X	X	X	
HP Clear Sound Amp				X
Microphone* and Headphone front ports (3.5mm)	X	X	X	X located on side
Line-out and Line-In rear Ports* (3.5mm)		X	X	X line-out only
Multi-streaming capable*	X	X	X	X
Internal speaker (standard)	X	X	X	
High performance integrated stereo speakers				X
Integrated 2.0 MP webcam (up to 30 frames/sec) & dual microphone array (optional)				X

DTS Studio Sound™ Technology (available on All-in-One)

Introduction

DTS Studio Sound™ provides an outstanding audio and entertainment experience for all PC applications related to music, movies and games. Utilizing DTS' revolutionary 3D audio technology, DTS Studio Sound™ provides an immersive and realistic listening experience for a two speaker playback environment. DTS Studio Sound™ offers a wide surround effect and natural positioning of audio for both 2D and 3D content and delivers immersive surround complete with deep, rich enveloping bass and crystal clear dialog. It also delivers high-frequency definition for crisp detail in any listening environment, ensuring users a premium and natural entertainment experience across any speaker configuration (desktop speakers or headphones).
DTS Studio Sound™

Features

- Outstanding multimedia audio experience
- Immersive surround sound from two speakers or headphones
- Extracts acoustic placement cues from original audio signal and adds near and far depth to the sound field to maximize 3D surround effect
- Custom-tuned solutions to provide superior natural sound from desktop speakers and headphones
- Maximum volume from small speakers
- Deep, rich bass and crystal clear dialog
- Intuitive user interface with presets for ease of use

DTS Sound+™ Technology (available on MT, SFF, and DM)

Standard Features and Configurable Components

Introduction

DTS Sound+™ is a complete audio solution that delivers immersive surround sound, deeper bass, clear dialog, crisp audio details and intelligent volume leveling and maximization to all multimedia applications, including music, movies, streaming and games.

Features

- Virtual surround sound from stereo speakers or headphones
- Broad sweet spot with elevated sound image for a more realistic listening experience
- Delivers maximum volume output without creating clipping or distortion
- Dialog enhancement for clear and intelligible vocals
- Bass enhancement for rich, low frequency production
- Locates and restores audio cues buried in the original source material during the compression process
- High frequency definition for audio with crisp, clear details
- Consistent volume level across content

Display (All-in-One models only)

21.5" diagonal IPS widescreen WLED backlit anti-glare LCD display

Orientation designed to operate in portrait or landscape mode

Non-touch or optional touch

Projected Capacitive Touch supports up to 10 touch-points

Display Panel	Type	IPS WLED Backlit LCD
	Viewable image area (mm)	476.064 x 267.786
	Touch Active Area (mm)	476.064 x 267.786*
	Screen opening (mm)	478.06 x 269.79 **
	Native Resolution (HxV)	1920 x 1080
	Aspect ratio	16:9
	Pixel pitch (HxV)(mm)	0.247 x 0.247
	Contrast ratio (typical)	1000:1
	Brightness (typical)	Touch - 225nits (cd/m2)/ Non-Touch 250nits (cd/m2)
	Viewing angle (typical) (HxV)	178 ° x 178 °
	Backlight lamp life (to half brightness)	30,000 hours minimum
	Color support	Over 16 million colors
	Color gamut (typical)	72%
	Anti-glare	Yes (non-Touch model only)
	Default color temperature	Warm (6500K)
	Response Time	14 ms

*With Projected Capacitive Touch Panel

**Without Projected Capacitive Touch Panel

NOTE: All performance specifications represent the typical specifications provided by HP's component manufacturers; actual performance may vary either higher or lower.

Basic Stand	Tilt Angle	+10° to +70°
Adjustable Height Stand:	Vertical/Landscape Adjustment	125 mm (±3 mm)
	Portrait Adjustment	34 mm (±3 mm)
	Tilt Angle	-5° to +20°(±3°) in landscape and portrait

Standard Features and Configurable Components

Recline Stand:	Rotation	360° swivel and portrait or landscape orientation
	Vertical Adjustment	25 mm (±3 mm)
	Tilt Angle	-5° to +65° (+/-3°)
	Rotation	360° swivel

WEBCAM & MIC (All-in-One models only)

Optional integrated 2 MP webcam & dual microphone array; maximum resolution of 1920 x 1080

KEYBOARDS AND POINTING DEVICES

Keyboard	<u>DM</u>	<u>SFF</u>	<u>MT</u>	<u>AiO</u>
HP Conferencing Keyboard	X	X	X	X
HP USB and PS/2 Washable Keyboard	X	X	X	X
HP USB Smart Card (CCID) Keyboard	X	X	X	X
HP USB Business Slim Keyboard	X	X	X	X
HP PS/2 Business Slim Keyboard*		X	X	X
HP PS/2 Keyboard *		X	X	X
HP Wireless Business Slim Keyboard and Mouse	X	X	X	X

*Optional PS/2 port required on All-in-One

Mice	<u>DM</u>	<u>SFF</u>	<u>MT</u>	<u>AiO</u>
HP PS/2 Mouse*		X	X	X
HP USB Mouse	X	X	X	X
HP USB 1000dpi Laser Mouse	X	X	X	X
HP USB and PS/2 Washable Mouse	X	X	X	X
HP USB Hardened Mouse	X	X	X	X

*Optional PS/2 port required on All-in-One

HP BIOS

Key features of the HP BIOS include:

- Deployment and manageability – HP BIOS provides several technologies that help integrate the HP Elite 600 G2 Business PC into the enterprise, such as PXE, remote configuration, remote control, and F10 Setup support for 12 languages.
- Update your BIOS via the cloud or standardize on a BIOS version hosted on Enterprise network.
- BIOS Integrity checking – HP BIOS provides verification to ensure that only trusted BIOS code is executed and not rootkits, viruses and malware. Verification is done upon boot up and shutdown and if compromised the user is notified by a series of blinking LED lights that the BIOS was compromised and that a boot will not occur. F10 BIOS whitepaper is available on platform support pages with additional information.
- Select models feature Intel® Standard Manageability
- Stability – HP BIOS supports the HP stable product roadmap by releasing only critical BIOS changes to the factory and advanced change notification.
- UEFI specification 2.1
- Absolute Persistence agent – For tracking and tracing services, available in select countries, separate software and purchase of a subscription is required.

Standard Features and Configurable Components

- Thermal and power management – The HP BIOS provides and enables thermal and power management technologies so component temperatures are managed for high reliability and to assist in operating the HP Business Desktop computer in any enterprise environment.
- Acoustic performance – Industry leading acoustic emissions across the range of operating conditions.
- Serviceability – HP BIOS provides diagnostic and detailed service information.
- Upgrades and recovery – HP BIOS provides numerous ways to upgrade HP Business Desktop computers, including BIOS updates from within DOS (DOSFlash), BIOS updates from within Windows (HPQFlash), HP Client Manager, and fail-safe recovery. In addition, the HP Business Desktop BIOS Utilities tool enables replicated BIOS setup throughout the Enterprise; it is available from within the BIOS software and from the support website.
- HP BIOS uses PKI signing of the BIOS for trusted BIOS upgrades and recovery.

Additional HP BIOS Features

- Power-On password – Helps prevent an unauthorized user from powering on the system.
- Administrator password – Also known as the setup password, this helps prevent unauthorized changes to the system configuration. If the administrator password is not known, the BIOS version cannot be changed and changes cannot be made to BIOS settings using F10 setup or under the OS.
- Advanced Configuration and Power Interface (ACPI) – Represents a significant innovation in power and configuration management, allowing operating systems and applications to manage power based on activity and usage. HP Elite models use ACPI to provide power conservation features.

S5 Max Power Savings setting supports EU Lot6 requirement and allows the computer to power down below 1W in S5 (when turned off). When S5 Max Power Savings feature is enabled power to slots is turned off along with WOL functionality.

SECURITY

	DM	SFF/MT	AiO
Trusted Platform Module, SLB9670TT1.2FW4.40 (TPM) 1.2 (Common Criteria EAL4+ certified), Field upgradeable to 2.0	X	X	X
SATA port disablement (via BIOS)	X	X	X
Drive lock	X	X	X
Intel® Identify Protection Technology (IPT) ¹	X	X	X
Serial, parallel, USB enable/disable (via BIOS)	X	X	X
Optional USB Port Disable at factory (user configurable via BIOS)	X	X	X
Removable media write/boot control	X	X	X
Power-on password (via BIOS)	X	X	X
Setup password (via BIOS)	X	X	X
HP Chassis (1 bay) Security Kit		MT only	
Solenoid Hood Lock		X	
Intrusion Sensor		X	X(option)
Support for chassis padlocks devices	X	X	
Support for chassis cable lock devices	X	X	X

¹Models configured with Intel® Core™ processors have the ability to utilize advanced security protection for online transactions. IPT, used in conjunction with participating web sites, provides double identity authentication by adding a hardware component in addition to the usual user name and password. IPT is initialized through an HP Client Security module

Standard Features and Configurable Components

ENVIRONMENTAL & REGULATORY

ENERGY STAR® certified models available

EPEAT® Gold registered where applicable/supported. See <http://www.epeat.net> for registration status by country.

Low halogen (chassis, all internal components and modules)

TAA compliant models available

PORTS

I/O Ports – Standard

	<u>DM</u>	<u>SFF</u>	<u>MT</u>	<u>AiO</u>
USB 2.0	N/A	2 (front) including 1 fast charging; 2 (rear)	2 (front) including 1 fast charging; 2 (rear)	N/A
USB 3.0	2 (front) including 1 fast charging	2 (front); 4 (rear)	2 (front); 4 (rear)	2 (side) including 1 fast charging, 4 (rear center facing)
USB 3.0 Type-C™	1 (front)			
Serial (RS-232)	(optional)	1	1	1 (Optional)
PS/2	N/A	1 keyboard (purple) 1 mouse (green)	1 keyboard (purple) 1 mouse (green)	(Optional legacy card) 1 keyboard (purple) 1 mouse (green)
Video	1 VGA 2* DisplayPort with multi-stream 2 nd DisplayPort optional 1 HDMI (optional)	1 VGA 2 DisplayPort with multi-stream	1 VGA 2 DisplayPort with multi-stream	1 DisplayPort with multi-stream
Audio	Front: headphone/mic 3.5mm diameter Front: headphone	Front: headphone/mic Rear: line in/out 3.5mm diameter	Front: headphone/mic Rear: line in/out 3.5mm diameter	Side: headphone/mic Rear: line out 3.5mm diameter
Network Interface	RJ-45	RJ-45	RJ-45	RJ-45

*Replaces 1 DisplayPort 1.2

I/O Ports – Optional

	<u>DM</u>	<u>SFF</u>	<u>MT</u>	<u>AiO</u>
2nd Serial (RS-232)	N/A *Serial connection optional	1	1	N/A
Parallel	N/A	1	1	N/A

NOTE: The MT can support a single graphics card up to 75W. When configured with dual graphics cards support is limited to 35W for each.

Standard Features and Configurable Components

I/O Ports – Internal Ports

	DM	SFF	MT	AiO
DM SATA storage connector	1	N/A	N/A	N/A
AiO SATA storage connector	N/A	N/A	N/A	1
	DM	SFF	MT	AiO
Internal SATA storage connector(s)	N/A	3	3	N/A

SLOTS

	DM	SFF	MT	AiO
Turbo Drive G2 (M.2 PCIe)	1 - M.2 PCIe x4-2230 (for WLAN) 1 - M.2 PCIe x4-2280 (for storage)	N/A	N/A	1 - M.2 PCIe x4-2230 (for WLAN) 1 - M.2 PCIe x4-2280 (for storage)
PCI Express x1 (v3.0)	N/A	3 - 2.5" low profile 6.6" length 10W max. power	3 - 4.2" full height 6.6" length 10W max. power	N/A
PCI Express x16 (v3.0)	N/A	1 - 2.5" low profile 6.6" length 35W max. power	1 - 4.2" full height 6.6" length 75W max. power	N/A

NOTE: The MT can support a single graphics card up to 75W. When configured with dual graphics cards support is limited to 35W for each.

BAYS

	DM	SFF	MT	AiO
5.25" Half Height ODD	N/A	N/A	N/A	N/A
9mm Slim ODD	N/A	1 ea.	1 ea.	1 ea.
Secure Digital (SD) Reader	N/A	1 ea.	1 ea.	N/A
2.5" internal storage drive	1 ea.	1 ea.	N/A	1 ea.
3.5" internal storage drive	N/A	2 ea.	2 ea.	N/A

SERVICE AND SUPPORT

On-site Warranty ¹: Three-year (3-3-3) limited warranty delivers three years of on-site, next business day ² service for parts and labor and includes free support 24 x 7³. Three-year onsite and labor are not available in all countries. Service offers terms up to 5 years by choosing an optional HP Care Pack. To choose the right level of service for your HP product, visit HP Care Pack Central: <http://www.hp.com/go/cpc>.⁴

NOTE 1: Terms and conditions may vary by country. Certain restrictions and exclusions apply. Other warranty variations may be offered in your region.

NOTE 2: On-site service may be provided pursuant to a service contract between HP and an authorized HP third-party provider, and is not available in certain countries. Global service response times are based on commercially reasonable best effort and may vary by country.

NOTE 3: Technical telephone support applies only to HP-configured and third-party HP qualified hardware and software. Toll-free calling and 24 x 7 support may not be available in some countries.

Standard Features and Configurable Components

NOTE 4: Service levels and response times for HP Care Packs may vary depending on your geographic location. Service starts on date of hardware purchase. Restrictions and limitations apply. For details, visit www.hp.com/go/cpc. HP services are governed by the applicable HP terms and conditions of service provided or indicated to Customer at the time of purchase. Customer may have additional statutory rights according to applicable local laws, and such rights are not in any way affected by the HP terms and conditions of service or the HP Limited Warranty provided with your HP Product.

Standard Features and Configurable Components

OPERATING SYSTEMS

Preinstalled

Windows 10 Pro 64*

Windows 10 Home 64*

Windows 8.1 Pro 64**

Windows 8.1 64**

Windows 7 Professional 64 (available through downgrade rights from Windows 10 Pro)***

Windows 7 Professional 32 (available through downgrade rights from Windows 10 Pro)***

Windows 7 Professional 64**

Windows 7 Professional 32* *

Pre-installed (Other)

FreeDOS 2.0

NeoKylin Linux 64 (China only)

Web-supported

Windows 10 Pro 64

Windows 10 Home 64

Windows 8.1 Pro 64

Windows 8.1 64

Windows 7 Professional 64

Windows 7 Professional 32

Windows 10 Enterprise 64

Windows 8.1 Enterprise 64

Windows 7 Enterprise 64

Windows 7 Enterprise 32

*Not all features are available in all editions or versions of Windows. Systems may require upgraded and/or separately purchased hardware, drivers, software or BIOS update to take full advantage of Windows functionality. Windows 10 is automatically updated, which is always enabled. ISP fees may apply and additional requirements may apply over time for updates. See <http://www.microsoft.com>.

**Not all features are available in all editions or versions of Windows. Systems may require upgraded and/or separately purchased hardware, drivers, software or BIOS update to take full advantage of Windows functionality. See <http://www.microsoft.com>.

***This system is preinstalled with Windows 7 Pro software and also comes with a license and media for Windows 10 Pro software. You may only use one version of the Windows software at a time. Switching between versions will require you to uninstall one version and install the other version. You must back up all data (files, photos, etc.) before uninstalling and installing operating systems to avoid loss of your data.

Standard Features and Configurable Components

SOFTWARE AND SECURITY

BIOS

HP BIOSphere¹
HP DriveLock
HP BIOS Protection²
BIOS Update via Network
Master Boot Record Security
Power On Authentication
Secure Erase³
Hybrid Boot (Windows 8.1 & higher)
Measured Boot (Windows 8.1 & higher)
Secure Boot (Windows 8.1 & higher)
Absolute Persistence Module⁴

Multimedia

Cyberlink Power DVD, BD
Cyberlink Power2Go (Secure Burn)

Communication

Intel® Wireless Display (WiDi) Software for Windows⁵
Native Miracast Support⁶

HP Value Add Software

HP ePrint Driver⁷
HP Recovery Disc Creator (Windows 7 only)
HP Recovery Manager
HP Support Assistant
Windows 10 Welcome App

3rd Party

Foxit PhantomPDF Express for HP

Microsoft Products

Buy Office
Bing Search
Skype

Manageability

HP SoftPaq Download Manager (SDM)
HP System Software Manager (SSM)⁸
HP BIOS Config Utility (BCU)⁸
HP Client Catalog⁸
HP CIK for Microsoft SCCM⁸

Standard Features and Configurable Components

LANDESK Management⁸
HP BIOS Config Utility (BCU)⁸
Discover HP Touchpoint Manager⁹

For more information on HP Client Management Solutions refer to: <http://www.hp.com/go/clientmanagement>.

Client Security Software

HP Client Security Manager
Microsoft Security Essentials¹⁰
Microsoft Defender
TPM 1.2/2.0

NOTE: The Absolute Persistence agent is shipped turned off, and must be activated by customers when they purchase a subscription. Subscriptions can be purchased for terms ranging multiple years. Service is limited, check with Absolute for availability outside the U.S.

For more information on HP Client Security Software Suite, refer to <http://www.hp.com/go/clientsecurity>.

Footnotes:

1 Available only on business PCs with HP BIOS.

2 May require a manual recovery step if all copies of BIOS are compromised or deleted

3 For the methods outlined in the National Institute of Standards and Technology Special Publication 800-88.

4 Absolute agent is shipped turned off, and will be activated when customers activate a purchased subscription. Subscriptions can be purchased for terms ranging multiple years. Service is limited, check with Absolute for availability outside the U.S. The Absolute Recovery Guarantee is a limited warranty. Certain conditions apply. For full details visit:

<http://www.absolute.com/company/legal/agreements/computrace-agreement>. Data Delete is an optional service provided by Absolute Software. If utilized, the Recovery Guarantee is null and void. In order to use the Data Delete service, customers must first sign a Pre-Authorization Agreement and either obtain a PIN or purchase one or more RSA SecurID tokens from Absolute Software.

5 Integrated Intel® Wi-Di Display is available on select configurations only and requires a separate projector, TV or monitor with an integrated or external Wi-Di receiver. For more information on Intel® Wi-Di Display visit

<http://www.intel.com/go/wirelessdisplay>

6 Miracast is a wireless technology your PC can use to project your screen to TVs, projectors, and streaming media players that also support Miracast. You can use Miracast to share what you're doing on your PC and present a slide show. For more

information: <http://windows.microsoft.com/en-us/windows-8/project-wireless-screen-miracast>

7 Requires an Internet connection to HP web-enabled printer and HP ePrint account registration (for a list of eligible printers, supported documents and image types and other HP ePrint details, see <http://www.hp.com/go/eprintcenter>). Requires optional broadband module. Broadband use requires separately purchased service contract. Check with service provider for coverage and availability in your area. Separately purchased data plans or usage fees may apply. Print times and connection speeds may vary.

8 Not preinstalled, however available for download at <http://www.hp.com/go/clientmanagement>

9 Subscription required.

10 Opt in and internet connection required for updates.

Technical Specifications – Core™ Processors

CORE™ PROCESSORS

INTEL® 6th GENERATION CORE™ PROCESSORS

All HP ProDesk 600 G2 Business PC models featuring this technology include processors that are part of the Intel® Stable Image Platform Program (SIPP) designed to ensure the stability promise inherent in the value proposition of the HP ProDesk and ProOne 600 G2 Business PC, thus making these models the most stable, secure, and manageable platforms available to enterprises today.

Intel® Advanced Management Technology (AMT) v11 – An advanced set of remote management features and functionality which provides network administrators the latest and most effective tools to remotely discover, heal, and protect networked client systems regardless of the system's health or power state. AMT 11 includes the following advanced management functions:

- Support for configuration of Intel AMT 11.0 new capabilities
- No reset after provisioning
- Support changes to BIOS table 130
- Support for Microsoft Windows Server 2012 R2
- Support for New Microsoft SQL Server Versions including Standard and Enterprise editions
- Support for Intel SSD Prop 2500 Series
- Support for Intel Enterprise Digital Fence
- The Platform Discovery Utility can now discover these additional Intel products:
- Intel SSD Pro 2500 Series; Enterprise Digital Fence
- Intel Identity Protection Technology with One Time Password; Public Key Infrastructure; Multi Factor Authentication
- Intel Identity Protection Technology with Intel WiGig
- New Profile Editor and Profile Editor Plugin Interface
- New Required Permissions for Solutions Framework

Technical Specifications - Graphics

GRAPHICS

Intel® HD Graphics (integrated)			
DisplayPort	Multimode capable; supports HDCP, Display Port Audio (2 streams), HBR2 link rates and Multi-Stream Technology for a maximum of 3 displays (including the integrated panel)		
Memory	The BIOS has options for selecting the dedicated memory size of 128MB, 256MB or 512MB Additional memory is allocated for graphics as needed using Intel's Dynamic Video Memory Technology (DVMT), to provide an optimal balance between graphics and system memory use.		
Maximum Graphics Memory	Microsoft Windows 7	Windows 8.1	Windows 10
	Up to 1.7GB	Up to 1.8GB	>4 GB
Note: the actual amount of maximum graphics memory can be less than the amounts listed above depending upon your computer's configuration.			
Maximum Color Depth	32 bits/pixel		
Graphics/Video API Support	6th Generation Core™ processors: <ul style="list-style-type: none"> • Next Generation Intel® Clear Video Technology HD Support is a collection of video playback and enhancement features that improve the end user's viewing experience <ul style="list-style-type: none"> ○ Encode/transcode HD content ○ Playback of high definition content including Blu-ray Disc ○ Superior image quality with sharper, more colorful images • DirectX Video Acceleration (DXVA) support for accelerating video processing <ul style="list-style-type: none"> ○ Full AVC/VC1/MPEG2/HEVC HW Decode • Advanced Scheduler 2.0, 1.0 • Windows 7, Windows 8.1, Windows 10, Linux OS Support • DirectX 12.1 • OpenGL 4.4 • Open CL 1.2 (Intel® HD Graphics 510) • Open CL 1.2/2.0 (Intel® HD Graphics 530) 		
Supported Display Resolutions and Refresh Rates			
Note: other resolutions may be available but are not recommended as they may not have been tested and qualified by HP			
	Resolution	Refresh Rates	
	800x600	60 Hz	
	1024x768	60 Hz	
	1152x864	60 Hz	
	1280x600	60 Hz	
	1280x720	60 Hz	
	1280x800	60 Hz	
	1280x960	60 Hz	
	1280x1024	60 Hz	
	1360x768	60 Hz	
	1366x768	60 Hz	
	1400x1050	60 Hz	
	1440x900	60 Hz	
	1600x900	60 Hz	
	1600x1200*	60 Hz	

Technical Specifications - Graphics

1680x1050	60 Hz
1920x1080	60 Hz
1920x1200*	60 Hz
1920x1440*	60 Hz
2560x1440*	60 Hz
2560x1600*	60 Hz
3840x2160*	60 Hz
4096x2304*	24 Hz

* Only supported on displays connected to the external DisplayPort connector.

AMD® Radeon™ R9 350 2GB PCIe x16

Memory	2GB 128-bit wide frame buffer operating at 1150MHz.
Controller Clock Speed	AMD® Radeon™ R9 350 GPU operating at 925 MHz
Multidisplay Support	A maximum of 4 displays are supported by the card. A maximum of 2 legacy displays (Native VGA, DVI, or displays connected with passive DisplayPort adapters are considered as legacy)
Graphics /API support	DIRECTX 12, Open GL 4.3, Open CL1.2, UVD 3
Output Connectors	1 x Dual-Link DVI-I, 2x DisplayPort; Includes DVI to VGA adapter

Supported Display Resolutions and Refresh Rates

Note: other resolutions may be available but are not recommended as they may not have been tested and qualified by HP

Resolution	Refresh Rate*	VGA (DVI-VGA adapter)	DVI-D	DisplayPort	Standard
640 x 480	60, 75, 85	X	X	X	VESA DMT, CVT 0.31M3
720 x 400	70	X	X	X	IBM VGA
800 x 600	60, 75, 85	X	X	X	VESA DMT, CVT0.48M3
1024 x 768	60, 75, 85	X	X	X	VESA DMT, CVT 0.79M3
1152 x 864	60, 75, 85	X	X	X	VESA DMT, CVT 0.83MA
1280 x 720	60, 75, 85	X	X	X	VESA DMT, CVT 0.92M9, CEA-770.3
1280 x 768	60, 60RB, 75, 85	X	X	X	VESA DMT, CVT 0.98M9/0.98M9-R
1280 x 800	60, 75, 85	X	X	X	VESA DMT
1280 x 960	60, 75, 85	X	X	X	VESA DMT
1280 x 1024	60, 75, 85	X	X	X	VESA DMT, CVT 1.31M4
1366 x 768	60, 60RB	X	X	X	VESA DMT
1440 x 900	60, 60RB	X	X	X	VESA DMT
1600 x 900	60, 60RB, 75, 85	X	X	X	VESA DMT
1680 x 1050	60, 60RB, 75	X	X	X	VESA DMT, CVT 1.76MA/1.76MA-R
1920 x 1080	60	X	X	X	VESA DMT, CVT 2.07M9, SMPTE 274M
1920 x 1200	60, 60RB, 75, 85	X	X	X	DMT, CVT 2.30MA/2.30MA-R

Technical Specifications - Graphics

1600 x 1200	60, 75, 85	X	X	X	VESA DMT, 1.92M3
1920 x 1440	60, 75, 85	X	X	X	VESA DMT, CVT 2.76M3
2048 x 1536	60,75	X	X	X	CVT 3.15M3
2560 x 1440	59.951		X	X	CVT 3.69M9-R
2560 x 1600	60, 60RB		X	X	VESA DMT, CVT 4.10MA/4.10MA-R
3840 x 2160	24			X	CVT-RBv1/v2 (8.29M9-R), SMPTE 274M
3840 x 2160	25			X	CVT-RBv1/v2 (8.29M9-R), SMPTE 274M
3840 x 2160	30		X	X	CVT-RBv1/v2 (8.29M9-R), SMPTE 274M
3840 x 2160	50			X	CVT-RBv1/v2 (8.29M9-R), SMPTE 274M
3840 x 2160	60			X	CVT-RBv1/v2 (8.29M9-R), SMPTE 274M
4096 x 2160	24			X	CVT-RBv1/v2 (8.85M-R), SMPTE 274M
4096 x 2160	25			X	CVT-RBv1/v2 (8.85M-R), SMPTE 274M
4096 x 2160	30			X	CVT-RBv1/v2 (8.85M-R), SMPTE 274M
4096 x 2160	50			X	CVT-RBv1/v2 (8.85M-R), SMPTE 274M
4096 x 2160	60			X	CVT-RBv1/v2 (8.85M-R), SMPTE 274M
1920 x 1080	60		X	X	VESA (SMPTE 274M)
1920 x 1080	50		X	X	SMPTE 274M
1920 x 1080	30		X	X	SMPTE 274M
1920 x 1080	24		X	X	SMPTE 274M
1280 x 720	60		X	X	VESA (CEA-770.3)
1280 x 720	50		X	X	SMPTE 296M
720 x 480	60		X	X	MHL (CEA-770.2)

* >60 refresh rates only for analog (VGA) signaling

NVIDIA® GeForce® GT 730 2GB PCIe x8 Graphics Card

Introduction	Get impressive graphics and high resolution dual-display performance in a low profile, PCI Express x8 graphics add-in card based on the NVIDIA® Kepler™ Graphics Processor. Improve your everyday PC, Web conferencing, and video or photo editing.
Memory	2GB DDR3 64-bit wide frame buffer operating at 900 MHz
Controller Clock Speed	NVIDIA® Kepler™ GPU operating at 902 MHz
Multi-display Support	A maximum of 4 displays are supported by the card.
Graphics /API support	Supports Microsoft DirectX 12, OpenGL 4.4 and OpenCL 2 APIs, Shade Model 5, UVD 4.2, VCE 2.0 DirectCompute 11
Output Connectors	1 x Dual-Link DVI-I, 1x DisplayPort; Includes DVI to VGA adapter Display Port output is multi-mode capable, support Audio, HBR2 and MST

Technical Specifications - Graphics

Resolution	Refresh Rate*	VGA (DVI-VGA adapter)	DVI-D	DisplayPort	Standard
640 x 480	60, 75, 85	X	X	X	VESA DMT, CVT 0.31M3
720 x 400	70	X	X	X	IBM VGA
800 x 600	60, 75, 85	X	X	X	VESA DMT, CVT0.48M3
1024 x 768	60, 75, 85	X	X	X	VESA DMT, CVT 0.79M3
1152 x 864	60, 75, 85	X	X	X	VESA DMT, CVT 0.83MA
1280 x 720	60, 75, 85	X	X	X	VESA DMT, CVT 0.92M9, CEA-770.3
1280 x 768	60, 60RB, 75, 85	X	X	X	VESA DMT, CVT 0.98M9/0.98M9-R
1280 x 800	60, 75, 85	X	X	X	VESA DMT
1280 x 960	60, 75, 85	X	X	X	VESA DMT
1280 x 1024	60, 75, 85	X	X	X	VESA DMT, CVT 1.31M4
1366 x 768	60, 60RB	X	X	X	VESA DMT
1440 x 900	60, 60RB	X	X	X	VESA DMT
1600 x 900	60, 60RB, 75, 85	X	X	X	VESA DMT
1680 x 1050	60, 60RB, 75	X	X	X	VESA DMT, CVT 1.76MA/1.76MA-R
1920 x 1080	60	X	X	X	VESA DMT, CVT 2.07M9, SMPTE 274M
1920 x 1200	60, 60RB, 75, 85	X	X	X	DMT, CVT 2.30MA/2.30MA-R
1600 x 1200	60, 75, 85	X	X	X	VESA DMT, 1.92M3
1920 x 1440	60, 75, 85	X	X	X	VESA DMT, CVT 2.76M3
2048 x 1536	60,75	X	X	X	CVT 3.15M3
2560 x 1440	59.951		X	X	CVT 3.69M9-R
2560 x 1600	60, 60RB		X	X	VESA DMT, CVT 4.10MA/4.10MA-R
3840 x 2160	24			X	CVT-RBv1/v2 (8.29M9-R), SMPTE 274M
3840 x 2160	25			X	CVT-RBv1/v2 (8.29M9-R), SMPTE 274M
3840 x 2160	30		X	X	CVT-RBv1/v2 (8.29M9-R), SMPTE 274M
3840 x 2160	60			X	CVT-RBv1/v2 (8.29M9-R), SMPTE 274M
4096 x 2160	24			X	CVT-RBv1/v2 (8.85M-R), SMPTE 274M
4096 x 2160	25			X	CVT-RBv1/v2 (8.85M-R), SMPTE 274M
4096 x 2160	30			X	CVT-RBv1/v2 (8.85M-R), SMPTE 274M
4096 x 2160	60			X	CVT-RBv1/v2 (8.85M-R), SMPTE 274M

Technical Specifications - Graphics

1920 x 1080	60		X	X	VESA (SMPTE 274M)
1920 x 1080	50		X	X	SMPTE 274M
1920 x 1080	30		X	X	SMPTE 274M
1920 x 1080	24		X	X	SMPTE 274M
1280 x 720	60		X	X	VESA (CEA-770.3)
1280 x 720	50		X	X	SMPTE 296M
720 x 480	60		X	X	MHL (CEA-770.2)
720 x 576	50		X	X	ITU-R BT.1358
640 x 480	60		X	X	CEA (VESA DMT)

* >60 refresh rates only for analog (VGA) signaling

NVIDIA® NVS™ 310 Graphics Card

(Not allowed when 180W chassis and 65W processor both are selected on 400/480/490/498 MT)

Introduction	<p>The NVIDIA® NVS™ 310 Graphics Card is a PCI Express low profile form factor graphics add-in card targeted as an active low cost graphics solution for the corporate business and enterprise markets.</p> <p>The NVIDIA® NVS™ 310 graphics card is an ideal solution for customers requiring a small form factor graphics add-in card for either standard or small form factor PC designs.</p>
Performance and Features	<p>The NVIDIA® NVS™ 310 Graphics Card offers 1GB of ultrafast DDR3 memory and is capable of supporting up to 2 displays.</p> <p>DisplayPort connector supports multimode technology to support connection to DVI-D, VGA and HDMI monitors with optional adapters in kits NR078AA, FH973AT, BP937AA, AS615AA.</p> <p>For a DisplayPort to DisplayPort connections use the optional DisplayPort Cable Kit VN567AA.</p>
Form Factor	Low Profile: 2.713 × 6.15 in
Graphics Controller	NVIDIA® NVS™ 310
Memory Clock	875MHz
Memory Size	1GB DDR3
Memory Bandwidth	14 GB/s
Max. Power	19.5W
Display Max. Resolution	Up to 2560 x 1600 (digital display) per display
Display Output	Up to 2 displays in the following configurations

Technical Specifications - Graphics

	DisplayPort output:	<ul style="list-style-type: none"> • Drives two DisplayPort enabled digital display at resolutions up to 2560 × 1600 at 60 Hz with reduced blanking, when connected natively using the 2 DisplayPort connectors on the NVS 310 graphics card • Supports 2 monitors up to resolution of 1920 × 1200 at 60 Hz with reduced blanking using DisplayPort Multi-Stream topology technology.
	DVI-D output:	<ul style="list-style-type: none"> • Drives two digital display at resolutions up to 1920 × 1200 at 60 Hz with reduced blanking using DisplayPort to DVI-D single-link cable adaptors • Drives two digital display at resolutions up to 2560 × 1600 at 60 Hz with reduced blanking using DisplayPort to DVI-D dual-link cable adaptors
	HDMI output:	<ul style="list-style-type: none"> • NVS 310 is capable of driving two high definition (HD) panels up to resolutions of 1920 × 1080P at 60 Hz using DisplayPort to HDMI cable adaptors
	VGA display output:	<ul style="list-style-type: none"> • Drives two analog display at resolutions up to 1920 × 1200 at 60 Hz using DisplayPort to VGA cable adaptors

Supported Display Resolutions and Refresh Rates

Note: other resolutions may be available but are not recommended as they may not have been tested and qualified by HP

Resolution	Maximum Refresh Rates (Hz) by Connection			
	DisplayPort to VGA	DisplayPort to DVI-D	DisplayPort to HDMI	DisplayPort
640 x 480	85	60	60	60
800 x 600	85	60	60	60
1024 x 768	85	60	60	60
1280 x 720	85	60	60	60
1280 x 1024	85	60	60	60
1440 x 900	75	60	60	60
1600 x 1200	60	60	60	60
1680 x 1050	60	60	60	60
1920 x 1080	60-R	60-R	60	60
1920 x 1200	60-R	60-R		60
1920 x 1440				60
2048 x 1536				60

Technical Specifications – Hard Disk and Solid State Storage

HARD DISK AND SOLID STATE STORAGE

Introduction:

HP Serial Advanced Technology Attachment (SATA) Hard Drives maximize the performance of HP Business PCs by providing the technologies to meet your increasing storage demands with high-capacity drives offering superior reliability and performance.

SATA provides faster data transfer speeds, better system cooling airflow, more bandwidth, more headroom for speed increases in future generations and better data integrity. A next-generation technology, the SATA interface connects hard drives to the PC platform enabling easy aggregation of multiple hard drives into a single PC. This offers you the additional benefits of dedicated bandwidth, the ability to more easily identify device failures and scalability. The HP ProDesk 600 G2 Series Business PC supports the latest SATA 6.0Gb/s specification.

HP Drive Lock

HP Serial ATA Hard Drives offer enhanced security via a new Drive Lock. When enabled, this ATA security feature set prevents software access to user data on the drive until one or two user-defined passwords are provided.

SMART IV Technology

Self-Monitoring Analysis and Reporting Technology (SMART) hard drive technology allows hard drives to monitor their own health and to raise flags if imminent failures are predicted. If the drive determines that a failure is imminent, the SMART hard drive technology enables the intelligent manageability or management software to generate a fault alert. While the current versions of SMART hard drives do a good job monitoring the data on the hard drive media, the ever increasing emphasis on reliability and quality has promoted HP to implement SMART IV technology which constantly checks that the data flow from host interface to media and media to host interface is not compromised. This is accomplished by inserting a 2 byte parity code into every 512 byte block in the data path of the hard drive's Cache RAM. This unique parity checking performed by HP's SMART IV technology hard drives, allows for more complete error detection coverage encompassing the entire data path between the host and the hard drive.

Smart IV is also known as IOEDC: I/O Error Detection Code.

Native Command Queuing

NCQ or Native Command Queuing is a SATA protocol extension that allows the hard drive to have several write or read commands outstanding at the same time. In contrast, normal non-queued operation requires each command to be completed before the next command is issued by the host system. Queuing allows the drive to complete the commands in the order that allows for best overall throughput. It also involves an advanced method of transferring data to or from the host, called First Party Direct Memory Access (FPDMA), which allows the hard drive and the host controller to manage the data transfers for multiple outstanding commands, without involving the host processor. NCQ can contribute to better performance but the results are dependent on many factors, including the access patterns of the various applications and operating system functions that are initiating drive accesses. Enabling NCQ features in the hard drive requires AHCI support from the host system BIOS, controller, and driver.

Note: GB = 1 billion bytes. Actual available capacity is less.

Technical Specifications – Hard Disk and Solid State Storage

120 GB SATA 2.5 Non-SED SSD		
Unformatted Capacity	120 GB	
Architecture	Multi-Level Cell (MLC) NAND	
Interface	Serial ATA 3.0 (6.0 Gb/s)	
Form Factor	2.5 inch	
Height	Low profile, 7mm height	
Width	69.85 mm ± 0.25	
Length	100.45 mm max	
Weight	Up to 78 g	
Bandwidth Performance	Sustained Sequential Read:	Up to 540 MB/s
	Sustained Sequential Write:	Up to 480 MB/s
Power	Power consumption:	Average: Read <3.7W; Write 3.7W; Standby <55mW
Environmental (all conditions, non-condensing)	Operating Temperature:	32° to 158° F (0° to 70° C)
	Relative Humidity:	5% to 95%
	Shock:	1,500 G/0.5 ms

120GB SATA 2.5” Opal2 SED Solid State Drive (Pro 2500)	
Unformatted Capacity	120 GB 234,441,648 (Total Logical Sectors)

Technical Specifications – Hard Disk and Solid State Storage

Architecture	ATA 8 Compliant and SATA 3.0 compliant Supports Mode 2 Multiword DMA Supports Drive Failure Prediction Supports SMART Offline Read Scan Supports Mode 4 PIO Supports Mode 5 UDMA Supports HP Drive Protection System ATA 8 ACS-2 Data / TRIM Support Support DEVSLP feature Supports TRIM Command per ATA8 / ACS 2 Supports FIPS-197 features Support TCG Storage Architecture Core Specification 2.0	
Interface	Serial ATA 3.0 (6.0 Gb/s)	
Form Factor	2.5 inch	
Height	Low profile, 7mm height	
Width	69.85 mm ± 0.25	
Length	100.45 mm max	
Weight	Up to 78 g	
Bandwidth Performance	Sustained Sequential Read:	Up to 540 MB/s
	Sustained Sequential Write:	Up to 480 MB/s
Power	Power consumption:	Average: Read <3.7W; Write 3.7W; Standby <55mW
Environmental (all conditions, non-condensing)	Operating Temperature:	32° to 158° F (0° to 70° C)
	Relative Humidity:	5% to 95%
	Shock:	1,500 G/0.5 ms

128GB SATA 2.5" 3D Non-SED Solid State Drive

Unformatted Capacity	128 GB 250,069,680 (User Addressable Sectors)
-----------------------------	--

Technical Specifications – Hard Disk and Solid State Storage

Architecture	Self-Encrypting (SED) Solid State Drive with NAND Flash and SATA interface. Fully complies with ATA/ATAPI-7 Standard (Partially Complies with ATA/ATAPI-8) Power Saving Modes: DIPM (Partial / Slumber mode) Support NCQ : Up to 32 depth Synchronous Signal Recovery	
Interface	Serial ATA (6.0 Gb/s)	
Form Factor	2.5 inch	
Height	6.80 mm ± 0.20	
Width	69.85 mm ± 0.25	
Length	100.20 mm ± 0.25	
Weight	Up to 54 g	
Bandwidth Performance	Sustained Sequential Read:	Up to 530 MB/s
	Sustained Sequential Write:	Up to 140 MB/s
Power	Power consumption:	Active: Typical 250mW; Idle: Typical 50mW
Mean Time Between Failure (MTBF)	1,500,000 hours	
Environmental (all conditions, non-condensing)	Operating Temperature:	32° to 158° F (0° to 70° C)
	Relative Humidity:	5% to 95%
	Shock:	1,500 G/0.5 ms

128GB SATA 2.5" Opal2 SED Solid State Drive

Unformatted Capacity	128 GB 250,069,680 (User Addressable Sectors)
-----------------------------	--

Technical Specifications – Hard Disk and Solid State Storage

Architecture	Self-Encrypting (SED) Solid State Drive with NAND Flash and SATA interface. Trusted Computing Group(TCG) OPAL compliant encrypted solid state drive	
Interface	Serial ATA (6.0 Gb/s)	
Form Factor	2.5 inch	
Height	6.80 mm ± 0.20	
Width	69.85 mm ± 0.25	
Length	100.20 mm ± 0.25	
Weight	Up to 73 g	
Bandwidth Performance	Sustained Sequential Read:	Up to 520 MB/s
	Sustained Sequential Write:	Up to 340 MB/s
Power	Power consumption:	Active: 0.78A / 3.891W; Idle: 0.005A / 0.026W
Mean Time Between Failure (MTBF)	1,500,000 hours	
Environmental (all conditions, non-condensing)	Operating Temperature:	32° to 158° F (0° to 70° C)
	Relative Humidity:	5% to 95%
	Shock:	1,500 G/0.5 ms

HP 128 GB 2.5" (non-SED) Solid State Drive*		
Unformatted Capacity	128 GB*	
Architecture	Multi Level Cell (MLC) NAND	
Interface	SATA 6 GB/sec	
Dimensions (W x H x D)	2.75 x 0.276 x 3.96 in (6.985 x 0.7 x 10.05 cm)	
Weight	0.16 lb (73 g)	
Bandwidth Performance	Sustained Sequential Read:	Up to 450 MB/ss
	Sustained Sequential Write:	Up to 260 MB/s
	Random Read (4KB):	up to 46K IOPs

Technical Specifications – Hard Disk and Solid State Storage

	Random Write (4KB):	up to 56K IOPs
Latency	Read:	55ms (TYP)
	Write:	55ms (TYP)
Power	DC power requirement:	Min 4.5 V; Max 5.5 V
	Total power consumption:	160 mW (Active) ; <85 mW; (Idle)
Useful Drive Life	1.2 million device hours**	
Environmental (all conditions, non-condensing)	Operating Temperature:	32° to 158° F (0° to 70° C)
	Relative Humidity (operating):	5% to 95%
	Shock:	1,500 G/1.0 msec
Regulations	UL, CSA, EN 60950-2000, CISPR Pub 22 Class B, CNS 13438, AS/NZS CISPR 22:2002 Class B, Korea KCC, CE Mark	
*NOTE: For hard drives and solid state drives, GB = 1 billion bytes. TB = 1 trillion bytes. Actual formatted capacity is less. Up to 16 GB (for Windows 7) and 36 GB (for Windows 8.1/10) of system disk is reserved for the system recovery software.		

Intel® Pro 2500 180 GB Solid State Drive*		
Unformatted Capacity	180 GB*	
Architecture	Multi Level Cell (MLC) NAND	
Interface	SATA 3.0 (6.0 Gb/s)	
Dimensions (W x H x D)	6.98 x 0.7 x 10.05 cm	
Weight	78 g	
Bandwidth Performance	Sustained Sequential Read:	Up to 540 MB/s
	Sustained Sequential Write:	Up to 490 MB/s
	Random Read (4KB):	up to 41K IOPs
	Random Write (4KB):	up to 80K IOPs
Latency	Read:	80 us
	Write:	85 us
Power	DC power requirement:	5 VDC 5%-100 mV ripple p-p
	Total power consumption:	195 mW (Active); 55 mW (Idle)
Useful Drive Life	72TB written, up to 40GB/day for 5 years **	
Environmental		
	Operating Temperature:	32° to 158° F (0° to 70° C)

Technical Specifications – Hard Disk and Solid State Storage

(all conditions, non-condensing)	Relative Humidity (operating):	5% to 95%
<p>*NOTE: For hard drives and solid state drives, GB = 1 billion bytes. TB = 1 trillion bytes. Actual formatted capacity is less. Up to 16 GB (for Windows 7) and 36 GB (for Windows 8.1/10) of system disk is reserved for the system recovery software.</p>		

180 GB SATA Opal2 SED SSD (Intel® Pro 2500)*

Formatted Capacity	180 GB	
Architecture	Solid State Drive with SATA interface; ATA 8 Compliant and SATA 3.0 compliant	
Interface	Serial ATA 3 (6.0 Gb/s)	
Form Factor	2.5 inch	
Height	7 mm ± 0.5	
Width	69.85 mm ± 0.25	
Length	100.45 mm Max	
Weight (typical)	Up to 78 g	
Data Transfer Rate (128k Sequential)	Sequential Read	Up to 540 MB/s
	Sequential Write	Up to 490 MB/s
Power Watts	Power consumption (avg):	Power-Up: 6W (max) Read: <3.7W Write: 3.7W Standby: <55mW DEVSLP: <7mW
Environmental (all conditions, non-condensing)	Operating Temperature:	32° to 158° F (0° to 70° C)
	Relative Humidity:	5% to 95%
	Shock:	1500 G Max - operating (operating)

*NOTE: For hard drives and solid state drives, GB = 1 billion bytes. TB = 1 trillion bytes. Actual formatted capacity is less. Up to 16 GB (for Windows 7) and 36 GB (for Windows 8.1/10) of system disk is reserved for the system recovery software.

HP 1-TB SATA 6G 3.5" 8GB Solid State Hybrid Drive (SSHD)

Technical Specifications – Hard Disk and Solid State Storage

Formatted Capacity	1 TB	
Spindle Speed	7,200 rpm	
Drive Type	Solid State Hybrid Drive (SSHD) technology with NAND Flash	
Interface	Serial ATA (SATA)	
Cache Buffer	64 MB	
NAND Flash Commercial Multilevel Cell (cMLC)	8 GB	
Number of Sectors	1,953,525,168	
Seek Time (typical reads)	Single Track:	2.0 ms
	Average:	11 ms
Height	0.783 in / 2.01 cm	
Width	4 in / 10.2 cm	
Length	5.79 in / 14.7 cm	
Weight	0.88 lb/400 g	
Operating Temperature	41° to 131° F (5° to 55° C)	

HP 1 TB* 7.2K rpm SATA 6.0Gb/s 3.5" Hard Disk Drive		
Formatted Capacity	1,000,204,886,016 bytes	
Rotational Speed	7,200 rpm	
Interface	Serial ATA 3.0 (6.0 Gb/s)	
Buffer Size	16 MB	
Logical Blocks	1,953,525,168	
Seek Time (average)	Single Track:	2.0 ms
	Average:	11 ms
	Full-Stroke:	21 ms
Height (nominal)	1 in/2.54 cm	
Width (nominal)	Media diameter: 3.5 in/8.89 cm	
	Physical size: 4 in/10.2 cm	

Technical Specifications – Hard Disk and Solid State Storage

Operating Temperature	41° to 131° F (5° to 55° C)
* For hard drives and solid state drives, GB = 1 billion bytes. TB = 1 trillion bytes. Actual formatted capacity is less. Up to 16 GB (for Windows 7) and 36 GB (for Windows 8.1/10) of system disk is reserved for the system recovery software.	

HP 1 TB* SATA 6G 2.5" 8GB Solid State Hybrid Drive (SSHD)*	
Formatted Capacity	1 TB
Spindle Speed	5,400 rpm +/- 0.2%
Drive Type	Solid State Hybrid Drive (SSHD) technology with NAND Flash
Interface	SATA 6 Gb/s
Cache Buffer	64 MB
NAND Flash Commercial Multilevel Cell (cMLC)	8 GB
Number of Sectors	976,773,168
Seek Time (typical reads)	Single Track: 2.0 ms
	Average: 12 ms
Height	0.374 +/- .008 in (9.5 +/- 0.2 mm)
Width	2.750 +/- 0.010 in (69.85 +/- 0.25 mm)
Length	3.951 +0.008 / -0.010 in (100.35 +0.20 / -0.25 mm)
Weight	0.254 lb/115 g (max)
Operating Temperature	32° to 140° F (0° to 60° C)
* For hard drives and solid state drives, GB = 1 billion bytes. TB = 1 trillion bytes. Actual formatted capacity is less. Up to 16 GB (for Windows 7) and 36 GB (for Windows 8.1/10) of system disk is reserved for the system recovery software.	

256GB SATA 2.5" 3D Non-SED Solid State Drive	
Unformatted Capacity	256 GB 500,118,192 (User Addressable Sectors)
Architecture	Self-Encrypting (SED) Solid State Drive with NAND Flash and SATA interface. Fully complies with ATA/ATAPI-7 Standard (Partially Complies with ATA/ATAPI-8) Power Saving Modes: DIPM (Partial / Slumber mode) Support NCQ : Up to 32 depth Synchronous Signal Recovery

Technical Specifications – Hard Disk and Solid State Storage

Interface	Serial ATA (6.0 Gb/s)	
Form Factor	2.5 inch	
Height	6.80 mm ± 0.20	
Width	69.85 mm ± 0.25	
Length	100.20 mm ± 0.25	
Weight	Up to 54 g	
Bandwidth Performance	Sustained Sequential Read:	Up to 540 MB/s
	Sustained Sequential Write:	Up to 280 MB/s
Power	Power consumption:	Active: Typical 250mW; Idle: Typical 50mW
Mean Time Between Failure (MTBF)	1,500,000 hours	
Environmental (all conditions, non-condensing)	Operating Temperature:	32° to 158° F (0° to 70° C)
	Relative Humidity:	5% to 95%
	Shock:	1,500 G/0.5 ms

Technical Specifications – Hard Disk and Solid State Storage

HP 256 GB* SATA 2.5" Self-Encrypting (SED) Opal 2 Solid State Drive		
Unformatted Capacity	256,186,209,271 bytes	
Architecture	Self-Encrypting (SED) Solid State Drive with 25nm MLC NAND Flash and SATA interface	
Interface	Serial ATA 2.0 (3.0 Gb/s)	
NAND Flash	25nm MLC NAND Flash	
Height	.275 in/7mm	
Width	2.75 in/69.85 mm	
Length	3.95 in/100.5 mm	
Weight	0.161 lb (73 g)	
Bandwidth Performance	Sustained Sequential 128k Read:	Up to 450 MB/s
	Sustained Sequential 128k Write:	Up to 260 MB/s
	Random 4k Read:	Up to 46K IOPs
	Random 4k Write:	Up to 56K IOPs
Latency	Read:	55 μ s
	Write:	55 μ s
Power	SATA power consumption:	160 mW (active average); <85 mW (idle average)
Useful Drive Life	72TB written, up to 40GB/day for 5 years	
Environmental (all conditions, non-condensing)	Operating Temperature:	32° to 158° F (0° to 70° C)
	Relative Humidity:	5% to 95%
	Shock:	1,500 G/1 ms
<p>* For hard drives and solid state drives, GB = 1 billion bytes. TB = 1 trillion bytes. Actual formatted capacity is less. Up to 16 GB (for Windows 7) and 36 GB (for Windows 8.1/10) of system disk is reserved for the system recovery software.</p>		

HP 256GB SATA 6Gb/s SSD		
Capacity	256 GB	
Interface	SATA 6 Gb/s	
Synchronous Transfer Rate (Maximum)	Sustained Reads	Up to 560MB/s
	Sustained Writes	Up to 510MB/s

Technical Specifications – Hard Disk and Solid State Storage

	Random Read	Up to 100K IOPS
	Random Writes	88K IOPS
Power Consumption (typical)	Active: 150mW Idle: 70mW	
Operating Temperature	32° to 158° F (0° to 70° C)	
<p>* For hard drives and solid state drives, GB = 1 billion bytes. TB = 1 trillion bytes. Actual formatted capacity is less. Up to 16 GB (for Windows 7) and 36 GB (for Windows 8.1/10) of system disk is reserved for the system recovery software.</p>		

HP 2 TB* 7.2K rpm SATA 6.0Gb/s 3.5" Hard Disk Drive

Formatted Capacity	2 TB	
Rotational Speed	7,200 rpm	
Interface	SATA 6Gb/s NCQ	
Cache, Multisegmented (MB)	64 MB	
Seek Time (average)	Read	<8.5 ms
	Write	<9.5 ms
Height	1.028 in/26.11 mm	
Width	4.0 in/101.6 mm	
Depth	5.787 in/146.99 mm	
Weight	1.38 lb/626 g	
Operating Temperature	32° to 140° F (0° to 60° C)	
<p>* For hard drives and solid state drives, GB = 1 billion bytes. TB = 1 trillion bytes. Actual formatted capacity is less. Up to 16 GB (for Windows 7) and 36 GB (for Windows 8.1/10) of system disk is reserved for the system recovery software.</p>		

Technical Specifications – Hard Disk and Solid State Storage

HP 500 GB 7.2K SATA 6.0Gb/s 2.5" Hard Disk Drive		
Capacity	500,107,862,016 bytes	
Rotational Speed	7,200 rpm	
Interface	SATA 6 Gb/s	
Buffer Size	16 MB	
Logical Blocks	976,773,168	
Seek Time (typical reads, includes controller overhead, including settling)	Single Track:	2.0 ms
	Average:	12 ms
	Full-Stroke:	25 ms
Height (nominal)	0.267 in/6.8 mm	
Width (nominal)	Media diameter: 2.5 in/63.5 mm	
	Physical size: 2.75 in/70 mm	
Operating Temperature	41° to 131° F (5° to 55° C)	

500GB* 7.2K rpm SATA 6.0Gb/s 3.5" Hard Disk Drive		
Formatted Capacity	500,107,862,016 bytes	
Spindle Speed	7,200 rpm	
Interface	Serial ATA 3.0 (6.0 Gb/s)	
Buffer Size	16 MB	
Logical Blocks	976,773,168	
Seek Time (average)	Single Track:	2.0 ms
	Average:	11 ms
	Full-Stroke:	21 ms
Height (nominal)	1 in/2.54 cm	
Width (nominal)	Media diameter: 3.5 in/8.89 cm	
	Physical size: 4 in/10.2 cm	
Operating Temperature	41° to 131° F (5° to 55° C)	
*For hard drives and solid state drives, GB = 1 billion bytes. TB = 1 trillion bytes. Actual formatted capacity is less. Up to 16 GB (for Windows 7) and 36 GB (for Windows 8.1/10) of system disk is reserved for the system recovery software.		

Technical Specifications – Hard Disk and Solid State Storage

HP 500 GB SATA 6G 2.5" 8GB Solid State Hybrid Drive (SSHD)*		
Formatted Capacity	500 GB	
Spindle Speed	5,400 rpm +/- 0.2%	
Drive Type	Solid State Hybrid Drive (SSHD) technology with NAND Flash	
Interface	SATA 6 Gb/s	
Cache Buffer	64 MB	
NAND Flash Commercial Multilevel Cell (cMLC)	8 GB	
Number of Sectors	976,773,168	
Seek Time (typical reads)	Single Track:	2.0 ms
	Average:	12 ms
Height	0.268 +/- .008 in (6.8 +/- 0.2 mm)	
Width	2.750 +/- 0.010 in (69.85 +/- 0.25 mm)	
Length	3.951 +0.008 / -0.010 in (100.35 +0.20 / -0.25 mm)	
Weight	0.209 lb/95 g (max)	
Operating Temperature	41° to 131° F (5° to 55° C)	
*NOTE: For hard drives and solid state drives, GB = 1 billion bytes. TB = 1 trillion bytes. Actual formatted capacity is less. Up to 16 GB (for Windows 7) and 36 GB (for Windows 8.1/10) of system disk is reserved for the system recovery software.		

HP 512GB Turbo Drive G2 SSD-M.2 PCIe Card	
Formatted Capacity	512,288 MB
Architecture	Solid State Drive M.2 PCIe Gen 3 x4 NVMe; NVMe 1.1a Compliant
Interface	M.2 PCIe Gen 3 x4 NVMe
Form Factor	M.2 2280 DS

Technical Specifications – Hard Disk and Solid State Storage

Height	22 mm ± 0.16	
Width	.8 mm ± 0.08	
Length	50 mm ± 0.15	
Weight (typical)	Up to 10 g	
Data Transfer Rate (128k Sequential)	Sequential Read	Up to 2150 MB/s
	Sequential Write	Up to 1550 MB/s
Power Watts	Power consumption (avg):	Power-Up: N/A Read: 4.3 W Write: 6.5 W Standby: 700 mW Idle: 70 mW
Environmental (all conditions, non-condensing)	Operating Temperature:	32° to 158° F (0° to 70° C)
	Relative Humidity:	5% to 95%
	Shock (Linear 2 m/Sec half-sine):	1000 G peak (operating)

512GB SATA 2.5” 3D Non-SED Solid State Drive

Unformatted Capacity	512 GB
Architecture	Solid State Drive with 3D NAND Flash and SATA interface. Fully complies with ATA/ATAPI-7 Standard (Partially Complies with ATA/ATAPI-8) Power Saving Modes: DIPM (Partial / Slumber mode) Support NCQ : Up to 32 depth Synchronous Signal Recovery
Interface	Serial ATA 3 (6.0 Gb/s)
Form Factor	2.5 inch
Height	6.80 mm ± 0.20
Width	69.85 mm ± 0.25
Length	100.20 mm ± 0.25

Technical Specifications – Hard Disk and Solid State Storage

Weight	Up to 54 g	
Bandwidth Performance	Sustained Sequential Read:	Up to 540 MB/s
	Sustained Sequential Write:	Up to 500 MB/s
Power	Power consumption:	Active: Typical 250mW; Idle: Typical 50mW
Mean Time Between Failure (MTBF)	1,500,000 hours	
Environmental (all conditions, non-condensing)	Operating Temperature:	32° to 158° F (0° to 70° C)
	Relative Humidity:	5% to 95%
	Shock:	1,500 G/0.5 ms

HP 128 GB Turbo Drive SSD-M.2 PCIe Card*		
Unformatted Capacity	128 GB*	
Interface	M.2 PCIe x4 Gen 2	
Architecture	Solid State Drive M.2 PCIe Gen 2 x4 AHCI; NCQ Command Set	
Form Factor	M.2 2280	
Dimensions (Width x Length x Thickness)	.899 x 3.149 x .146 in (22 x 80 x 3.73 mm)	
Weight	0.017 lb (8 g) Max	
Bandwidth Performance - Performance measured using IOMeter 2008 on Windows 8 64bit. Actual performance may vary depending on use conditions and environment.	Sustained Sequential Read (128KB):	Up to 920 MB/ss
	Sustained Sequential Write (128KB):	Up to 430 MB/s
	Random Read (4KB):	up to 8500 IOPs
	Random Write (4KB):	up to 32000 IOPs
Power	Allowable voltage	3.3V ± 5%
	Total power consumption:	5.8 W (Active) ; 80 mW; (Idle)
MTBF	1.5 M hours	

Technical Specifications – Hard Disk and Solid State Storage

Environmental (all conditions, non-condensing)	Operating Temperature:	32° to 158° F (0° to 70° C)
	Relative Humidity (operating):	5% to 95%
	Shock:	1,500 G
Regulations	Safety TUV UL CB c-UL-us	TUV
		UL CB
		c-UL-us
		TUV
	EMC/EMI	CE (EU)
		BSMI (Taiwan)
		KCC (South Korea)
		VCCI (Japan)
		C-Tick (Australia)
		FCC (USA)
*NOTE: For hard drives and solid state drives, GB = 1 billion bytes. TB = 1 trillion bytes. Actual formatted capacity is less. Up to 16 GB (for Windows 7) and 36 GB (for Windows 8.1/10) of system disk is reserved for the system recovery software.		

HP 256 GB Turbo Drive SSD-M.2 PCIe Card*		
Formatted Capacity	256 GB	
Architecture	Solid State Drive M.2 PCIe Gen 2 x4 AHCI; NCQ Command Set	
Interface	M.2 PCIe Gen 2 x4	
Form Factor	M.2 2280	
Height	7 mm ± 0.20	
Width	.8 mm ± 0.08	
Length	50 mm ± 0.15	
Weight (typical)	Up to 10 g	
	Sequential Read	Up to 2150 MB/s

Technical Specifications – Hard Disk and Solid State Storage

Data Transfer Rate (128k Sequential)	Sequential Write	Up to 1200 MB/s
Power Watts	Power consumption (avg):	Power-Up: N/A Read: 4 W Write: 5.1 W Standby: 700 mW Idle: 70 mW
Environmental (all conditions, non-condensing)	Operating Temperature:	32° to 158° F (0° to 70° C)
	Relative Humidity:	5% to 95%
	Shock (Linear 2 m/Sec half-sine):	1000 G peak (operating)
*NOTE: For hard drives and solid state drives, GB = 1 billion bytes. TB = 1 trillion bytes. Actual formatted capacity is less. Up to 16 GB (for Windows 7) and 36 GB (for Windows 8.1/10) of system disk is reserved for the system recovery software.		

512 GB SATA-3 (6Gb/s) 2.5" Opal2 SED Solid State Drive*		
Unformatted Capacity	512 GB	
Architecture	Self-Encrypting (SED) Solid State Drive with NAND Flash and SATA interface. Trusted Computing Group(TCG) OPAL compliant encrypted solid state drive	
Interface	Serial ATA (6.0 Gb/s)	
Form Factor	2.5 inch	
Height	6.80 mm ± 0.20	
Width	69.85 mm ± 0.25	
Length	100.20 mm ± 0.25	
Weight	Up to 73 g	
Bandwidth Performance	Sustained Sequential Read:	Up to 520 MB/s
	Sustained Sequential Write:	Up to 460 MB/s
Power	Power consumption:	Active: 4.7W; Idle: 0.095W

Technical Specifications – Hard Disk and Solid State Storage

Mean Time Between Failure (MTBF)	1,500,000 hours	
Environmental (all conditions, non-condensing)	Operating Temperature:	32° to 158° F (0° to 70° C)
	Relative Humidity:	5% to 95%
	Shock:	1,500 G/0.5 ms
*NOTE: For hard drives and solid state drives, GB = 1 billion bytes. TB = 1 trillion bytes. Actual formatted capacity is less. Up to 16 GB (for Windows 7) and 36 GB (for Windows 8.1/10) of system disk is reserved for the system recovery software.		

Technical Specifications – Optical Drives

Optical drives

HP Slim DVD Writer Drive		
Height	12.7mm height	
Orientation	Either horizontal or vertical	
Interface type	SATA/ATAPI	
Disc recording capacity	Up to 8.5 GB DL or 4.7 GB standard	
Dimensions (W x H x D)	5.04 x 0.5 x 5.0 in (128 x 12.7 x 127 mm) without bezel	
Weight (max)	0.42 lb (190 g)	
	DVD-R DL	Up to 6X
	DVD+R	Up to 8X
	DVD+RW	Up to 8X
	DVD+R DL	Up to 6X
	DVD-R	Up to 8X
	DVD-RW	Up to 6X
	CD-R	Up to 24X
	CD-RW	Up to 24X
	DVD-RW, DVD+RW	Up to 8X
	DVD-R DL, DVD+R DL	Up to 8X
	DVD+R, DVD-R	Up to 8X
	DVD-ROM DL, DVD-ROM	Up to 8X
	CD-ROM, CD-R	Up to 24X
	CD-RW	Up to 24X
Access time (typical reads, including settling)	Random	DVD-ROM: 170 ms (typical), CD-ROM: 170 ms (typical)
	Full Stroke	DVD-ROM: 320 ms (typical), CD-ROM: 320 ms (typical)
	Stop Time	6 seconds (typical)
Power	Source	Slimline SATA DC power receptacle
	DC Power Requirement	5 VDC ± 5%-100 mV ripple p-p
	DC Current	5 VDC (< 1000 mA typical, 1600 mA maximum)
Environmental conditions (operating - non-condensing)	Temperature	41° to 122° F (5° to 50° C)
	Relative Humidity	10% to 80%
	Maximum Wet Bulb Temperature	84° F (29° C)

Technical Specifications – Optical Drives

HP Slim Blu-ray BDXL Drive			
Height	12.7mm height		
Orientation	Either horizontal or vertical		
Interface type	SATA/ATAPI		
Disc recording capacity	Up to 128 GB QL, 100 GB TL, 50 GB DL or 25 GB standard SL		
Dimensions (W x H x D)	5.04 x 0.5 x 5.0 in (128 x 12.7 x 127 mm) without bezel		
Weight (max)	Up to 0.37 lb (170 g) without bezel		
		Triple-layer	Quadruple-layer
Write speeds	BD-R	Up to 4X	Up to 4X
	BD-RE	Up to 2X	Not supported
		Single-layer	Double-layer
	BD-R	Up to 6X	Up to 6X
	BD-RE	Up to 2X	Up to 2X
	DVD-R	Up to 8X	Up to 6X
	DVD-RW	Up to 6X	Not supported
	DVD+R	Up to 8X	Up to 6X
	DVD+RW	Up to 8X	Not supported
	CD-R	Up to 24X	
	CD-RW	Up to 24X	
		Triple-layer	Quadruple-layer
	BD-R	Up to 4X	Up to 4X
	BD-RE	Up to 4X	Not supported
		Single-layer	Double-layer
	BD-ROM	Up to 6X	Up to 6X
	BD-R	Up to 6X	Up to 6X
Read speeds	BD-RE	Up to 6X	Up to 6X
	DVD-ROM	Up to 8X	Up to 8X
	DVD-R	Up to 8X	Up to 8X
	DVD-RW	Up to 8X	
	DVD+R	Up to 8X	Up to 8X
	DVD+RW	Up to 8X	
	BDMV (AACs Compliant Disc)	Up to 6X/2X (Read/Play)	

Technical Specifications – Optical Drives

	DVD-Video (CSS Compliant Disc)	Up to 8X/4X (Read/Play)	
	CD-R/RW/ROM	Up to 24X	
	CD-DA(DAE)	Up to 20X/10X (Read/Play)	
Access time (typical reads, including settling)	Random	BD-ROM: 205 ms (typical), DVD-ROM: 185 ms (typical), CD-ROM: 165 ms (typical)	
	Full Stroke	BD-ROM: 350 ms (typical), DVD-ROM: 345 ms (typical), CD-ROM: 340 ms (typical)	
Power	Source	Slimline SATA DC power receptacle	
	DC Power Requirement	5 VDC ± 5%-100 mV ripple p-p	
	DC Current	5 VDC -1200 mA typical, 2000 mA maximum	
Environmental conditions (operating - non-condensing)	Temperature	41° to 122° F (5° to 50° C)	
	Relative Humidity	10% to 80%	
	Maximum Wet Bulb Temperature	84° F (29° C)	

HP Slim DVD-ROM Drive		
Height	12.7mm	
Orientation	Either horizontal or vertical	
Interface type	SATA/ATAPI	
Dimensions (W x H x D)	5.04 x 0.5 x 5.0 in (128 x 12.7 x 127 mm) without bezel	
Weight (max)	Up to 0.37 lb (170 g) without bezel	
Read speeds	DVD+R/-R/+RW/-RW/+R DL /-R DL	Up to 8X
	DVD-ROM	Up to 8X
	CD-ROM, CD-R	Up to 24X
	CD-RW	Up to 24X
Access time (typical reads, including settling)	Random	DVD-ROM: 170 ms (typical), CD-ROM: 170 ms (typical)
	Full Stroke	DVD-ROM: 320 ms (typical), CD-ROM: 320 ms (typical)
Power	Source	Slimline SATA DC power receptacle
	DC Power Requirement	5 VDC ± 5%-100 mV ripple p-p
	DC Current	5 VDC - <1000 mA typical, < 1600 mA maximum
Environmental (all conditions non-condensing)	Temperature	41° to 122° F (5° to 50° C)
	Relative Humidity	10% to 80%

Technical Specifications – Optical Drives

	Maximum Wet Bulb Temperature (operating)	84° F (29° C)
--	--	---------------

Technical Specifications – Memory

SYSTEM MEMORY SUPPORT

The HP ProDesk 600 G2 Business PC supports the 6th generation Intel® Core™ processor family. Based on a new PC micro-architecture, the processor is designed for a two-chip platform consisting of a processor and Platform Controller Hub (PCH). Unlike previous generations, the 6th generation Intel® Core™ processor includes an Integrated Memory Controller (IMC). The IMC supports DDR4 protocols with two independent, 64-bit wide channels each accessing one or two DIMMs.

- Two channels of non-ECC DDR4 unbuffered dual in-line memory modules (UDIMM) or DDR4 unbuffered small outline dual in-line memory modules (SO-DIMM) with a maximum of two DIMMs per channel
- Single-channel and dual-channel memory organization modes
- Data burst length of eight for all memory organization modes
- Memory data transfer rates of up to 2133 MT/s; actual supported data transfer rate determined by the configured processor.
- 64-bit wide channels
- DDR4 system memory I/O voltage of 1.25V
- Theoretical maximum memory bandwidth of:
 - 34 GB/s in dual-channel mode assuming 2133 MT/s

PLATFORM MEMORY SUPPORT

- The Small Form Factor (SFF) and Microtower (MT) platforms support up to four (4) industry-standard DDR4-SDRAM DIMMs.
- The Desktop Mini (DM) supports up to two (2) industry-standard DDR4-SDRAM SO-DIMMs.
- The All-in-One (AiO) platform supports up to two (2) industry-standard DDR4-SDRAM DIMMs.

CAUTION: You must shut down the computer and disconnect the power cord before adding or removing memory modules. Regardless of the power-on state, voltage is always supplied to the memory modules as long as the computer is plugged in to an active AC outlet. Adding or removing memory modules while voltage is present may cause irreparable damage to the memory modules or system board.

NOTE: For systems configured with more than 3 GB of memory and a 32-bit operating system, all memory may not be available due to system resource requirements. Addressing memory above 4 GB requires a 64-bit operating system.

Technical Specifications – Networking and Communications

NETWORKING AND COMMUNICATIONS

Intel® I219LM Gigabit Network Connection LOM (standard)	
Connector	RJ-45
System Interface	PCIe + SMBus
Controller	Intel® I219LM Gigabit Ethernet Controller
Data rates supported	Supports operation at 10/100/1000 Mb/s data rates
IEEE Compliance	IEEE 802.3 Ethernet interface for 1000BASE-T, 100BASETX, and 10BASET applications (802.3ab, 802.3u, and 802.3i, respectively). IEEE 802.3az support [Low Power Idle (LPI) mode] IEEE 802.3u auto-negotiation conformance
Performance	Jumbo Frames (up to 9 kB) 802.1Q & 802.1p Receive Side Scaling (RSS) Two Queues (Tx & Rx)
Power	<ul style="list-style-type: none"> Ultra Low Power at cable disconnect (<1 mW) enables platform support for connected standby Reduced power consumption during normal operation and power down modes Integrated Intel® Auto Connect Battery Saver (ACBS) Single-pin LAN Disable for easier BIOS implementation Fully integrated Switching Voltage Regulator (iSVR) Low Power Link-Up (LPLU)
MAC/PHY Interconnect	<ul style="list-style-type: none"> PCIe-based interface for active state operation (S0 state) SMBus-based interface for host and management traffic (Sx low power state)
Management Interface	<ul style="list-style-type: none"> MDC/MDIO management interface
Security & Manageability	<ul style="list-style-type: none"> Intel® Standard Manageability support with appropriate Intel chipset components

Intel® Ethernet I210-T1 Gigabit Network Adapter	
Connector	RJ-45
System Interface	PCI Express x1
Controller	Intel® I210 Gigabit Ethernet Controller
Memory	Integrated Dual 48K configurable transmit receive FIFO Buffers

Technical Specifications – Networking and Communications

Data rates supported	10/100/1000 Mbps	
IEEE Compliance	802.1P 802.1Q 802.2 802.3 802.3AB 802.3u 802.3x flow control	
Bus architecture	PCI-E 2.1	
Data path width	X1, 250 MB/s, Bi-directional interface	
Data transfer mode	Bus-master DMA	
Hardware certifications	FCC, B, CE, TUV-c, TUVus Mark Canada and United States, TUV-GS Mark for European Union	
Power requirement	Aux 3.3 V, 3.0 Watts in 1000 base-T and 1.0 Watts in 100 Base-T	
Boot ROM support	Yes 10BASE-T (half-duplex) 10 Mbps 10BASE-T (full-duplex) 20 Mbps	
Network transfer rate	10BASE-T (half-duplex) 10 Mbps	
	10BASE-T (full-duplex) 20 Mbps	
	100BASE-TX (half-duplex) 100 Mbps	
	100BASE-TX (full-duplex) 200 Mbps	
	1000BASE-T (full-duplex) 2000 Mbps (actual rate limited by PCI bus)	
Environmental	Operating Temperature:	32° to 132° F (0° to 55° C)
	Operating Humidity:	85% at 131° F (55° C)
Management	WOL, PXE, DMI, WFM 2.0	

Broadcom BCM943228Z 802.11n 2x2 DualBand Combo PCIe x1 Card*

Wireless LAN Standards	IEEE 802.11a IEEE 802.11b IEEE 802.11g IEEE 802.11n
Interoperability	Wi-Fi certified
Frequency Band	802.11b/g/n • 2.402 – 2.482 GHz Note:

Technical Specifications – Networking and Communications

	<p>The FCC has declared as of January 1, 2015 products that utilize passive scanning on channel 12/13 and are capable of transmitting must fully comply with requirements of 15.247 or otherwise disable those channels.</p> <p>802.11a/n</p> <ul style="list-style-type: none"> • 4.9 - 4.95 GHz (Japan) • 5.15 - 5.25 GHz • 5.25 - 5.35 GHz • 5.47 - 5.725 GHz <p>5.825 - 5.850 GHz Note: Indonesia no support this band)</p>
Antenna Structure	2 transmit; 2 receive (2x2)
Data Rates	<p>802.11a: 6, 9, 12, 18, 24, 36, 48, 54 Mbps</p> <p>802.11b: 1, 2, 5.5, 11 Mbps</p> <p>802.11g: 6, 9, 12, 18, 24, 36, 48, 54 Mbps</p> <p>802.11n: MCS 0 ~ MCS 15, (20MHz, and 40MHz)</p>
Modulation	Direct Sequence Spread Spectrum CCK, BPSK, QPSK, 16-QAM, 64-QAM
Security¹	<ul style="list-style-type: none"> • IEEE and WiFi compliant 64 / 128 bit WEP encryption for a/b/g mode only • AES-CCMP: 128 bit in hardware • 802.1x authentication • WPA, WPA2: 802.1x. WPA-PSK, WPA2-PSK, TKIP, and AES. • WPA2 certification • IEEE 802.11i • Cisco Certified Extensions, all versions through CCX4 and CCX Lite • WAPI
Sub-channels	Multinational support with frequency bands and channels compliant to local regulations.
Network Architecture Models	Ad-hoc (Peer to Peer) Infrastructure (Access Point Required)
Roaming	IEEE 802.11 compliant roaming between band Access Points
Output Power²	<ul style="list-style-type: none"> • 802.11b : +16dBm minimum • 802.11g : +14dBm minimum • 802.11a : +14dBm minimum • 802.11n HT20(2.4GHz) : +13dBm minimum • 802.11n HT40(2.4GHz) : +13dBm minimum • 802.11n HT20(5GHz) : +12dBm minimum • 802.11n HT40(5GHz) : +12dBm minimum
Power Consumption	<p>Transmit: 2.0 W (max)</p> <p>Receive: 1.6 W (max)</p> <p>Idle mode (PSP): 180 mW (WLAN Associated)</p> <p>Idle mode: 60 mW (WLAN unassociated)</p> <p>Radio disabled: 30 mW</p>
Power Management	ACPI and PCI Express compliant power management 802.11 compliant power saving mode
Receiver Sensitivity⁴	<p>802.11b, 1Mbps : -94dBm maximum</p> <p>802.11b, 11Mbps : -86dBm maximum</p> <p>802.11g, 6Mbps : -88dBm maximum</p> <p>802.11g, 54Mbps : -74dBm maximum</p> <p>802.11a, 6Mbps : -86dBm maximum</p> <p>802.11a, 54Mbps : -72dBm maximum</p>

Technical Specifications – Networking and Communications

	802.11n, MCS07 : -69dBm maximum 802.11n, MCS15 : -66dBm maximum		
Antenna type	High efficiency antenna with spatial diversity, mounted in the display enclosure Two embedded dual band 2.4/5 GHz antennas are provided to the card to support WLAN MIMO and Bluetooth communications		
Form Factor	PCI-Express M.2 MiniCard		
Dimensions	Type 2230 : 2.3 x 22.0 x 30.0 mm Or Type 1630 : 2.3 x 16.0 x 30.0 mm		
Weight	Type 2230 : 2.8g Or Type 1630 : 2g		
Operating Voltage	3.3v +/- 9%		
Temperature	Operating	14° to 158° F (-10° to 70° C)	
	Non-operating	-40° to 176° F (-40° to 80° C)	
Humidity	Operating	10% to 90% (non-condensing)	
	Non-operating	5% to 95% (non-condensing)	
Altitude	Operating	0 to 10,000 ft (3,048 m)	
	Non-operating	0 to 50,000 ft (15,240 m)	
LED Activity	LED Amber - Radio OFF; LED White - Radio ON		
<ol style="list-style-type: none"> 1. Check latest software/driver release for updates on supported security features. 2. Maximum output power may vary by country according to local regulations. 3. In Power Save Polling mode and on battery power. 4. Receiver sensitivity is measured at a packet error rate of 8% for 802.11b (CCK modulation) and a packet error rate of 10% for 802.11a/g (OFDM modulation). 5. WLAN supplier's client utility is required for Cisco Compatible Extensions support with Microsoft Windows XP. WLAN may also be compatible with certain third-party software supplicants. WLAN supplier IHV extensions required for Cisco Compatible Extensions support for Microsoft Windows Vista. 			
HP Integrated Module with Bluetooth 4.0+EDR Wireless Technology			
Bluetooth Specification	4.0+EDR Compliant		
Frequency Band	2402 to 2480 MHz		
Number of Available Channels	79 (1 MHz) available channels		
Data Rates and Throughput	3 Mbps data rate; throughput up to 2.17 Mbps Synchronous Connection Oriented links up to 3, 64 kbps, voice channels Asynchronous Connection Less links 2178.1 kbps/177.1 kbps asymmetric or 1306.9 kbps symmetric		
Transmit Power	The Bluetooth component shall operate as a Class II Bluetooth device with a maximum transmit power of +4 dBm for BR and EDR.		
Receiver Sensitivity	Modulation	0.01% BER	0.001% BER
	GFSK	-80 dBm	-70 dBm
	π/4-DQPSK	-80 dBm	-70 dBm
	8DPSK	-80 dBm	-70 dBm
Power Consumption	Peak (Tx) 330 mW Peak (Rx) 230 mW Selective Suspend 17 mW		
Range	Up to 33 ft (10 m)		
Electrical Interface	USB 2.0 compliant		
Bluetooth Software Supported Link Topology	Microsoft Windows Bluetooth Software		
Electrical Interface Bluetooth Software Supported	Point to Point, Multipoint Pico Nets up to 7 slaves Full support of Bluetooth Security Provisions		

Technical Specifications – Networking and Communications

Security	
Power Management	Microsoft Windows ACPI, and USB Bus Support
Power Management	Self-configurable to optimize power conservation in all operating modes, including Standby, Hold, Park, and Sniff
Certifications	
Security	All necessary regulatory approvals for supported countries, including:
Certifications	FCC (47 CFR) Part 15C, Section 15.247 & 15.249
Bluetooth Profiles Supported	
Power Management	ETS 300 328, ETS 300 826
Certifications	Low Voltage Directive IEC950
	UL, CSA, and CE Mark
Certifications	Serial Port Profile (SPP) ¹
Bluetooth Profiles Supported	Service Discovery Application Profile (SDAP)
	Dial-Up Networking (DUN) ^{1,2}
	Generic Object Exchange Profile (GOEP) ^{1,2}
	Object Push Profile (OPP) ^{1,2}
	File Transfer Profile (FTP)
	Synchronization Profile (SYNC)
	Hard Copy Cable Replacement (HCRP) ^{1,2}
	Personal Area Networking Profile (PAN) ^{1,2}
	Human Interface Device Profile (HID) ^{1,2}
	FAX Profile (FAX)
	Basic Imaging Profile (BIP) ²
	Headset Profile (HSP)
	Hands Free Profile (HFP)
	Advanced Audio Distribution Profile (A2DP)
*Wireless access point and internet access required. The specifications for the 802.11ac WLAN are draft specifications and are not final. If the final specifications differ from the draft specifications, it may affect the ability of the notebook to communicate with other 802.11ac WLAN devices.	

Intel 7265 802.11ac 2x2 DualBand Combo PCIe x1 Card		
	Wireless LAN Standards	IEEE 802.11a IEEE 802.11b IEEE 802.11g IEEE 802.11n IEEE 802.11ac
	Interoperability	Wi-Fi certified
	Frequency Band	802.11b/g/n <ul style="list-style-type: none"> • 2.402 – 2.482 GHz Note: The FCC has declared as of January 1, 2015 products that utilize passive scanning on channel 12/13 and are capable of transmitting must fully comply with requirements of 15.247 or otherwise disable those channels. 802.11a/n <ul style="list-style-type: none"> • 4.9 – 4.95 GHz (Japan) • 5.15 – 5.25 GHz • 5.25 – 5.35 GHz • 5.47 – 5.725 GHz • 5.825 – 5.850 GHz Note: Indonesia no support this band)

Technical Specifications – Networking and Communications

Data Rates	<ul style="list-style-type: none"> 802.11b: 1, 2, 5.5, 11 Mbps 802.11g: 6, 9, 12, 18, 24, 36, 48, 54 Mbps 802.11a: 6, 9, 12, 18, 24, 36, 48, 54 Mbps 802.11n: MCS 0 ~ MCS 15, (20MHz, and 40MHz) 802.11ac : MCS0 ~ MCS9, (1SS, and 2SS) (20MHz, 40MHz, and 80MHz)
Modulation	Direct Sequence Spread Spectrum BPSK, QPSK, CCK, 16-QAM, 64-QAM, 256-QAM
Security¹	<ul style="list-style-type: none"> IEEE and WiFi compliant 64 / 128 bit WEP encryption for a/b/g mode only AES-CCMP: 128 bit in hardware 802.1x authentication WPA, WPA2: 802.1x. WPA-PSK, WPA2-PSK, TKIP, and AES. WPA2 certification IEEE 802.11i Cisco Certified Extensions, all versions through CCX4 and CCX Lite WAPI
Network Architecture Models	Ad-hoc (Peer to Peer) Infrastructure (Access Point Required)
Roaming	IEEE 802.11 compliant roaming between access points
Output Power²	<ul style="list-style-type: none"> 802.11b : +16dBm minimum 802.11g : +14dBm minimum 802.11a : +14dBm minimum 802.11n HT20(2.4GHz) : +13dBm minimum 802.11n HT40(2.4GHz) : +13dBm minimum 802.11n HT20(5GHz) : +12dBm minimum 802.11n HT40(5GHz) : +12dBm minimum 802.11ac 80MHz(5GHz) : +11dBm minimum
Power Consumption	Transmit: 2.0 W (max) Receive: 1.6 W (max) Idle mode (PSP): 180 mW (WLAN Associated) Idle mode: 60 mW (WLAN unassociated) Radio disabled: 30 mW
Power Management	ACPI and PCI Express compliant power management 802.11 compliant power saving mode
Receiver Sensitivity³	802.11b, 1Mbps : -94dBm maximum 802.11b, 11Mbps : -86dBm maximum 802.11g, 6Mbps : -88dBm maximum 802.11g, 54Mbps : -74dBm maximum 802.11a, 6Mbps : -86dBm maximum 802.11a, 54Mbps : -72dBm maximum 802.11n, MCS07 : -69dBm maximum 802.11n, MCS15 : -66dBm maximum 802.11ac, 1SS, MCS-0 : -86dBm maximum 802.11ac, 1SS, MCS-9 : -61dBm maximum 802.11ac, 2SS, MCS-0 : -83dBm maximum 802.11ac, 2SS, MCS-9 : -58dBm maximum
Antenna type	High efficiency antenna with spatial diversity, mounted in the display enclosure

Technical Specifications – Networking and Communications

	Two embedded dual band 2.4/5 GHz antennas are provided to the card to support WLAN MIMO communications and Bluetooth communications		
Form Factor	PCI-Express M.2 MiniCard		
Dimensions	Type 2230 : 2.3 x 22.0 x 30.0 mm Or Type 1630 : 2.3 x 16.0 x 30.0 mm		
Weight	Type 2230 : 2.8g Or Type 1630 : 2g		
Operating Voltage	3.3v +/- 9%		
Temperature	Operating	14° to 158° F (–10° to 70° C)	
	Non-operating	–40° to 176° F (–40° to 80° C)	
Humidity	Operating	10% to 90% (non-condensing)	
	Non-operating	5% to 95% (non-condensing)	
Altitude	Operating	0 to 10,000 ft (3,048 m)	
	Non-operating	0 to 50,000 ft (15,240 m)	
LED Activity	LED Amber – Radio OFF; LED White – Radio ON		
	<ol style="list-style-type: none"> 1. Check latest software/driver release for updates on supported security features. 2. Maximum output power may vary by country according to local regulations. 3. Receiver sensitivity is measured at a packet error rate of 8% for 802.11b (CKK modulation) and a packet error rate of 10% for 802.11a/g (OFDM modulation). 		
	HP Integrated Module with Bluetooth 4.2 Wireless Technology		
Bluetooth Specification	4.2 Compliant		
Frequency Band	2402 to 2480 MHz		
Number of Available Channels	79 (1 MHz) available channels		
Data Rates and Throughput	3 Mbps data rate; throughput up to 2.17 Mbps		
	Synchronous Connection Oriented links up to 3, 64 kbps, voice channels		
	Asynchronous Connection Less links 2178.1 kbps/177.1 kbps asymmetric or 1306.9 kbps symmetric		
Transmit Power	The Bluetooth component shall operate as a Class II Bluetooth device with a maximum transmit power of +4 dBm for BR and EDR.		
Receiver Sensitivity	Modulation	0.01% BER	0.001% BER
	GFSK	-80 dBm	-70 dBm
	π/4-DQPSK	-80 dBm	-70 dBm
	8DPSK	-80 dBm	-70 dBm
Power Consumption	Peak (Tx) 330 mW Peak (Rx) 230 mW Selective Suspend 17 mW		
Range	Up to 33 ft (10 m)		
Electrical Interface	USB 2.0 compliant		
Bluetooth Software Supported Link Topology	Microsoft Windows Bluetooth Software		
Electrical Interface Bluetooth Software Supported Security	Point to Point, Multipoint Pico Nets up to 7 slaves Full support of Bluetooth Security Provisions		
Power Management	Microsoft Windows ACPI, and USB Bus Support		
Power Management Certifications	Self-configurable to optimize power conservation in all operating modes, including Standby, Hold, Park, and Sniff		
Security	All necessary regulatory approvals for supported countries, including:		

Technical Specifications – Networking and Communications

	Certifications Bluetooth Profiles Supported	FCC (47 CFR) Part 15C, Section 15.247 & 15.249
	Power Management Certifications	ETS 300 328, ETS 300 826 Low Voltage Directive IEC950
	Certifications Bluetooth Profiles Supported	UL, CSA, and CE Mark Serial Port Profile (SPP) ¹ Service Discovery Application Profile (SDAP) Dial-Up Networking (DUN) ^{1,2} Generic Object Exchange Profile (GOEP) ^{1,2} Object Push Profile (OPP) ^{1,2} File Transfer Profile (FTP) Synchronization Profile (SYNC) Hard Copy Cable Replacement (HCRP) ^{1,2} Personal Area Networking Profile (PAN) ^{1,2} Human Interface Device Profile (HID) ^{1,2} FAX Profile (FAX) Basic Imaging Profile (BIP) ² Headset Profile (HSP) Hands Free Profile (HFP) Advanced Audio Distribution Profile (A2DP)

Intel® 8260 2x2 Dual Band 802.11ac WLAN/ Bluetooth® Combo*		
Wireless LAN Standards	IEEE 802.11 ac/a/b/g/n	
Interoperability	Wi-Fi certification	
	WLAN + Bluetooth Combo M.2 Card device shall meet all of the requirements to support Bluetooth 4.1 and backwards compatible with 2.1 with EDR	
Frequency Band	802.11b/g/n	2.402-2.482 GHz
	802.11a/n/ac	4.9 – 4.95 GHz (Japan) 5.15 – 5.25 GHz 5.25 – 5.35 GHz 5.47 – 5.725 GHz 5.825 – 5.850 GHz (Note: Indonesia does not support this band)
Antenna Interface	With antennas installed in the system, the antenna peak gain is less than +3dBi in the 2.4GHz band and less than +4dBi in the 5GHz band to allow the device to meet regulatory limits.	
Data Rates	<ul style="list-style-type: none"> 802.11b: 1, 2, 5.5, 11 Mbps 802.11g: 6, 9, 12, 18, 24, 36, 48, 54 Mbps 802.11a: 6, 9, 12, 18, 24, 36, 48, 54 Mbps 802.11n: card will support rates for NSS=1 and NSS=2 for RX and TX for 20 and 40 MHz channels. Short and long guard interval shall be supported. 802.11ac: card will support rates for NSS=1 and NSS=2 for RX and TX for 80 MHz channels. 433Mbps for 1x1 and 867Mbps for 2x2. 	

Technical Specifications – Networking and Communications

Security	<ul style="list-style-type: none"> • IEEE and WiFi compliant 64 / 128 bit WEP encryption for a/b/g mode only • AES-CCMP: 128 bit in hardware • 802.1x authentication • WPA, WPA2: 802.1x. WPA-PSK, WPA2-PSK, TKIP, and AES. • WPA2 certification • IEEE 802.11i • Cisco Certified Extensions, all versions through V5 • WAPI <p>Note: Check latest software/driver release for updates on supported security features.</p>
Roaming	802.11r Fast Roaming
Output Power (Transmitting)	<ul style="list-style-type: none"> • 802.11b: +16dBm minimum • 802.11g: +14dBm minimum • 802.11a: +14dBm minimum • 802.11n HT20 (2.4GHz) : +14dBm minimum • 802.11n HT40 (2.4GHz) : +12dBm minimum • 802.11n HT20 (5GHz) : +14dBm minimum • 802.11n HT40 (5GHz) : +12dBm minimum • 802.11ac 80MHz (5GHz) : +12dBm minimum <p>Notes: 1. RF Tx power have to meet minimum criteria and with +1.5dBm tolerance but -1.5dBm. 2. RF Parameter will be verified by R&S CMW500 via link mode. .</p>
Power Consumption	<p>Transmit: 2.0 Watts</p> <p>Receive: 1.6 Watts</p> <p>Idle mode (PSP): 180 mW (WLAN associated)</p> <p>Idle mode: 50 mW (WLAN unassociated)</p> <p>Connect Standby 10mW (WLAN+BT)</p> <p>Radio off: 5 mW</p>
Bluetooth Power Consumption	<p>Peak operating: 330 mW</p> <p>Receive: 230 mW</p> <p>USB selective suspend: 17 mW</p>
Power Management	<p>The product conforms to the ACPI and PCI Express M.2 bus methods to manage power of the WLAN components.</p> <p>Supports all 802.11 compliant power-save modes. These include the basic Power Save Polling (PSP) in 802.11 and Automatic Power Save Delivery (APSD) defined in 802.11e.</p>

Technical Specifications – Networking and Communications

Receiver Sensitivity for FER <10%	802.11b, 1Mbps: -94dBm maximum 802.11b, 11Mbps: -86dBm maximum 802.11a/g, 6Mbps: -88dBm maximum 802.11a/g, 54Mbps : -74dBm maximum 802.11n, MCS07 : -69dBm maximum 802.11n, MCS15 : -66dBm maximum 802.11ac, 1SS, MCS-0 : -86dBm maximum 802.11ac, 1SS, MCS-9 : -61dBm maximum 802.11ac, 2SS, MCS-0 : -83dBm maximum 802.11ac, 2SS, MCS-9 : -58dBm maximum	
	Note: 1. Rx sensitivity have to meet maximum criteria and with -1.5dBm tolerance but +1.5dBm. 2. Note: RF Parameter will be verified by R&S CMW500 via link mode.	
Form Factors	PCI Express M.2 form factor	
Operating Voltage	The card will be powered by a 3.3V, ± 9% supply from the host system.	
Temperature	Operating: Non-operating:	14° to 158° F (-10° to 70° C) -40° to 176° F (-40° to 80° C)
Humidity	Operating: Non-operating:	10% to 90% (non-condensing) 5% to 95% (non-condensing)
Altitude	Operating: Non-operating:	0 to 10,000 ft (3,048 m) 0 to 50,000 ft (15,240 m)
* Wireless access point and Internet service required and not included. Availability of public wireless access points limited.		

Intel® 3165 1x1 Dual Band 802.11ac WLAN/ Bluetooth® Combo*		
Wireless LAN Standards	IEEE 802.11 ac/a/b/g/n	
Interoperability	Wi-Fi certification	
	WLAN + Bluetooth Combo M.2 Card device shall meet all of the requirements to support Bluetooth 4.1 and backwards compatible with 2.1 with EDR	
Frequency Band	802.11b/g/n	2.402-2.482 GHz
	802.11a/n/ac	4.9 – 4.95 GHz (Japan) 5.15 – 5.25 GHz 5.25 – 5.35 GHz 5.47 – 5.725 GHz 5.825 – 5.850 GHz (Note: Indonesia does not support this band)
Antenna Interface	With antennas installed in the system, the antenna peak gain is less than +3dBi in the 2.4GHz band and less than +4dBi in the 5GHz band to allow the device to meet regulatory limits.	

Technical Specifications – Networking and Communications

Data Rates	<ul style="list-style-type: none"> • 802.11b: 1, 2, 5.5, 11 Mbps • 802.11g: 6, 9, 12, 18, 24, 36, 48, 54 Mbps • 802.11a: 6, 9, 12, 18, 24, 36, 48, 54 Mbps • 802.11n: card will support rates for NSS=1 and NSS=2 for RX and TX for 20 and 40 MHz channels. Short and long guard interval shall be supported. • 802.11ac: card will support rates for NSS=1 and NSS=2 for RX and TX for 80 MHz channels. 433Mbps for 1x.
Security	<ul style="list-style-type: none"> • IEEE and WiFi compliant 64 / 128 bit WEP encryption for a/b/g mode only • AES-CCMP: 128 bit in hardware • 802.1x authentication • WPA, WPA2: 802.1x. WPA-PSK, WPA2-PSK, TKIP, and AES. • WPA2 certification • IEEE 802.11i • Cisco Certified Extensions, all versions through V5 • WAPI <p>Note: Check latest software/driver release for updates on supported security features.</p>
Roaming	802.11r Fast Roaming
Output Power (Transmitting)	<ul style="list-style-type: none"> • 802.11b: +16dBm minimum • 802.11g: +14dBm minimum • 802.11a: +14dBm minimum • 802.11n HT20 (2.4GHz) : +14dBm minimum • 802.11n HT40 (2.4GHz) : +12dBm minimum • 802.11n HT20 (5GHz) : +14dBm minimum • 802.11n HT40 (5GHz) : +12dBm minimum • 802.11ac 80MHz (5GHz) : +12dBm minimum <p>Notes: 1. RF Tx power have to meet minimum criteria and with +1.5dBm tolerance but -1.5dBm. 2. RF Parameter will be verified by R&S CMW500 via link mode.</p>
Power Consumption	<p>Transmit: 2.0 Watts</p> <p>Receive: 1.6 Watts</p> <p>Idle mode (PSP): 180 mW (WLAN associated)</p> <p>Idle mode: 50 mW (WLAN unassociated)</p> <p>Connect Standby 10mW (WLAN+BT)</p> <p>Radio off: 5 mW</p>
Bluetooth Power Consumption	<p>Peak operating: 330 mW</p> <p>Receive: 230 mW</p>

Technical Specifications – Networking and Communications

	USB selective suspend: 17 mW	
Power Management	<p>The product conforms to the ACPI and PCI Express M.2 bus methods to manage power of the WLAN components.</p> <p>Supports all 802.11 compliant power-save modes. These include the basic Power Save Polling (PSP) in 802.11 and Automatic Power Save Delivery (APSD) defined in 802.11e.</p>	
Receiver Sensitivity for FER <10%	<p>802.11b, 1Mbps: -94dBm maximum 802.11b, 11Mbps: -86dBm maximum 802.11a/g, 6Mbps: -88dBm maximum 802.11a/g, 54Mbps: -74dBm maximum 802.11n, MCS07: -69dBm maximum 802.11n, MCS15: -66dBm maximum 802.11ac, 1SS, MCS-0: -86dBm maximum 802.11ac, 1SS, MCS-9: -61dBm maximum 802.11ac, 2SS, MCS-0: -83dBm maximum 802.11ac, 2SS, MCS-9: -58dBm maximum</p> <p>Note: 1. Rx sensitivity have to meet maximum criteria and with -1.5dBm tolerance but +1.5dBm. 2. Note: RF Parameter will be verified by R&S CMW500 via link mode.</p>	
Form Factors	PCI Express M.2 form factor	
Operating Voltage	The card will be powered by a 3.3V, ± 9% supply from the host system.	
Temperature	Operating:	14° to 158° F (-10° to 70° C)
	Non-operating:	-40° to 176° F (-40° to 80° C)
Humidity	Operating:	10% to 90% (non-condensing)
	Non-operating:	5% to 95% (non-condensing)
Altitude	Operating:	0 to 10,000 ft (3,048 m)
	Non-operating:	0 to 50,000 ft (15,240 m)
* Wireless access point and Internet service required and not included. Availability of public wireless access points limited.		

Technical Specifications - Audio

AUDIO

High Definition Audio	
Type	Integrated
HD Stereo Codec	Realtek 2-channel ALC221 codec
Audio I/O Ports	Front microphone-In (150-K ohm Input Impedance)
	Rear Line-In/Microphone input (150-K ohm Input Impedance, function is configurable by audio driver)
	Rear Line-Out* (190 ohms Output Impedance, expects at least a 10-K ohm load)
	Front Headphone-Out (0.5 Ohm Output Impedance, expects at least a 32 ohm load) Front Microphone/Headphone jack is re-task able to provide Microphone input, line-in or Headphone output to support connecting two headphones to the front of the system. When configured as a second front headphone output, both front headphone outputs are always driven with the same signal.
	All ports are 3.5mm
Internal Speaker Amplifier	1.5W amplifier for the internal speaker only. External speakers must be powered externally. Rear Line-in audio port is re-taskable as either Line-in or Microphone-In.
Multi-streaming Capable	Multi-streaming can be enabled in the Realtek control panel to allow independent audio streams to be sent to/from the front and rear jacks.
Sampling	8 kHz - 192 kHz
Wavetable Syntheses	Yes – Uses OS soft wavetable
Analog Audio	Yes
# of Channels on Line-Out	Stereo (Left & Right channels)
Internal Speaker	Yes
External Speaker Jack	Yes

High Definition Audio	
Type	Integrated
HD Stereo Codec	HP Clear Sound Amp
Audio I/O Ports	Side Headphone
	Side Headphone/Microphone/Line-In (function is configurable by audio driver; re-task able to provide Headphone, Microphone, or Line-In)
	Rear Line-Out
	All ports are 3.5mm
Internal Speaker Amplifier	2W amplifier for the internal speaker only. External speakers must be powered externally.

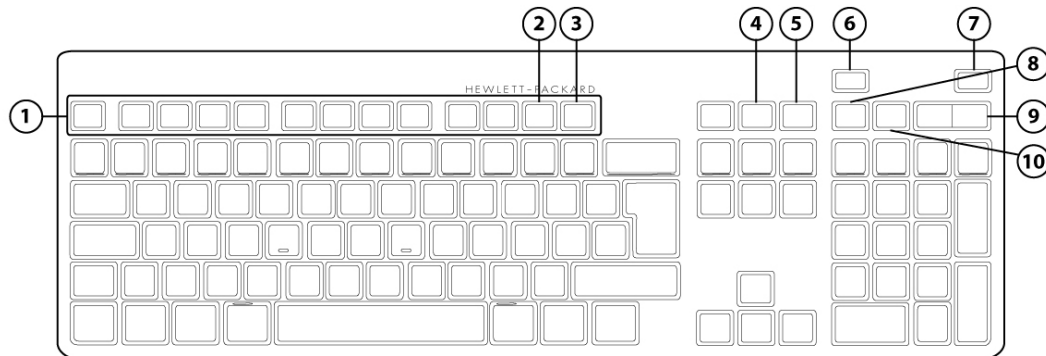
Technical Specifications - Audio

Multi-streaming Capable	Multi-streaming can be enabled in the DTS control panel
Sampling	44.1 kHz - 192 kHz
Wavetable Syntheses	Yes – Uses OS soft wavetable
Analog Audio	Yes
# of Channels on Line-Out	Stereo (Left & Right channels)
Internal Speaker	Yes
External Speaker Jack	Yes

Technical Specifications - Input/Output Devices

INPUT/OUTPUT DEVICES

HP Conferencing Keyboard



1.	Function Keys	6.	End/Decline a Call
2.	F11 Lync or Skype for Business Contact list *	7.	Answer a Call
3.	F12 Lync or Skype for Business Calendar **	8.	Microphone Mute
4.	Share Screen	9.	Volume Up/Down
5.	Stop Webcam	10.	Audio Mute

*Microsoft Lync 2013, or Skype for Business, or Microsoft Outlook 2013 Contact list

**Microsoft Lync 2013, or Skype for Business, or Microsoft Outlook 2013 Calendar

Dimensions (H x L x W)	0.85 x 17.34 x 6.10 in (2.16 x 44.05 x 15.50 cm)
Weight	24.69 oz. (700 g)
Connectivity	USB cable
Keys	110 (US) Layout, 111 (EU) Layout – depending upon country
Feature Summary	Full-size ultra-quiet keyboard with numerical pad and 12 function keys One-touch simplicity for Microsoft Lync or Skype for Business calls with dedicated keys and LED light indicators
Illuminated keys	Incoming Call – Blinks Green Call in progress –Green Microphone Mute – Orange Audio Mute – Orange Screen Sharing – Orange Stop Webcam – Orange
Other Call control keys	End/Decline Call

Technical Specifications - Input/Output Devices

	Volume up and down rocker key
Microsoft Lync/Outlook	<p>Fn+F12 – Lync or Skype for Business Calendar will open. If Lync or Skype for Business is not available will bring Outlook Calendar *</p> <p>Fn+F11 – Lync or Skype for Business Contact will open. If Lync or Skype for Business is not available will bring Outlook Contact list *</p> <p>* Fn+11 and Fn+12 function keys are not supported in Microsoft Windows 8.x Metro mode</p>
Functions Keys	<p>Fn+F10 – System Settings</p> <p>Fn+F9 – Devices</p> <p>Fn+F8 – Search</p> <p>Fn+F7 – Blank</p> <p>Fn+F6 – Up Brightness Adjustment</p> <p>Fn+F5 – Down Brightness Adjustment</p> <p>Fn+F4 – Display Options</p> <p>Fn+F3 – File Explorer</p> <p>Fn+F2 – System Lock</p> <p>Fn+F1 – System Sleep</p>
System requirements	<p>Available USB port</p> <p>Windows 7, Windows 8.x, and Windows 10</p> <p>Server: Microsoft Lync Server 2010 or 2013 and Skype for Business Server 2015</p> <p>Client: Microsoft Lync 2013 version 15.0.46xx or newer or Skype for Business</p> <p>Notes:</p> <ul style="list-style-type: none"> Limited support for Microsoft Lync 2010, Microsoft Lync 2013 Basic and Microsoft Metro Mode Screen brightness functions supported in select HP systems
Approvals EMC Product Safety	FCC; CE; ACA(C-tick); EAC UL, CE Mark

HP PS/2 Keyboard

Physical Characteristics	Keys	104, 105, 106, 107, 109 layout (depending upon country)
	Dimensions (L x W x H)	18.22 x 6.47 x 1.1 in (46.28 x 16.43 x 2.79 cm)
	Weight	2 lb (0.9 kg) minimum
Electrical	Operating voltage	+ 5VDC ± 10%
	Power consumption	50-mA maximum (with three LEDs ON)
	System interface	PS/2 6-pin mini din connector
	ESD	CE level 4, 15-kV air discharge

Technical Specifications - Input/Output Devices

	EMI - RFI	Conforms to FCC rules for a Class B computing device
	Microsoft PC 99 - 2001	Functionally compliant
	Keycaps	Low-profile design
	Switch actuation	55-g nominal peak force with tactile feedback
	Switch life	20 million keystrokes (using Hasco modified tester)
	Switch type	Contamination-resistant switch membrane
	Key-leveling mechanisms	For all double-wide and greater-length keys
	Cable length	6 ft (1.8 m)
	Microsoft PC 99 - 2001	Mechanically compliant
Environmental	Acoustics	50-dBA maximum sound pressure level
	Operating temperature	32° to 104° F (0° to 40° C)
	Non-operating temperature	-22° to 149° F (-30° to 65° C)
	Operating humidity	15% to 80% (non-condensing at ambient)
	Non-operating humidity	15% to 90% (non-condensing at ambient)
	Operating shock	N/A
	Non-operating shock	65 inch 2.9 ms, six surface; 30g 266 inch/second; 50g 266 inch/second six surface
	Operating vibration	2-g peak acceleration
	Non-operating vibration	Starting at 5 Hz, vary the frequency of vibration from 5 to 500 Hz and back to 5 Hz at a Logarithmic sweep rate of 1 octave per minute.
	Drop (out of box)	26 in (66 cm) on carpet, six-drop sequence
	Drop (in box)	29.93 in (76 cm) on concrete, 16-drop sequence
Approvals	CUL, ICES-003 Class B, FCC, CE Mark, TUV GS, VCCI, BSMI, C-Tick, KC	
Ergonomic compliance	ANSI HFS 100, ISO 9241-4, and TUVGS	

HP USB Business Slim Keyboard



Technical Specifications - Input/Output Devices

Physical characteristics	Keys	104, 105, 106, 107, 109 layout (depending upon country)
	Dimensions (L x W x H)	171.97 x 68.35 x 8.27 in (436.8± 1.5 x 137.6± 1.0 x 21.0± 1.0 cm)
	Weight	1.32 lb (0.6± 0.08 kg)
Electrical	Operating voltage	+ 4.4 – 5.25VDC
	Power consumption	50-mA maximum (with 5 VDC power supplied and three LEDs ON)
	System interface	USB Type A plug connector
	ESD	Contact Discharge: 2, 4,6,8KV Air Discharge: 2, 4, 8,10,12.5KV
	EMI - RFI	Conforms to FCC rules for a Class B computing device
	Microsoft® PC 99 - 2001	Functionally compliant
Mechanical	Keycaps	Low-profile design
	Switch actuation	60±12.5g nominal peak force with tactile feedback
	Switch life	10 million keystrokes (Life tester)
	Switch type	Contamination-resistant switch membrane
	Key-leveling mechanisms	For all double-wide and greater-length keys
	Cable length	6 ft (1.8 m)
	Microsoft PC 99 - 2001	Mechanically compliant
Environmental	Acoustics	43-dBA maximum sound pressure level
	Operating temperature	50° to 122° F (10° to 50° C)
	Non-operating temperature	-22° to 140° F (-30° to 60° C)
	Operating humidity	10% to 90% (non-condensing at ambient)
	Non-operating humidity	20% to 80% (non-condensing at ambient)
	Operating shock	40 g, six surfaces

Technical Specifications - Input/Output Devices

	Non-operating shock	80 g, six surfaces
	Operating vibration	2-g peak acceleration
	Non-operating vibration	4-g peak acceleration
	Drop (out of box)	26 in (66 cm) on carpet, six-drop sequence
	Drop (in box)	30 in (76.2 cm) on concrete, 16-drop sequence
Approvals	UL, FCC, CE Mark, TUV, TUV GS, VCCI, BSMI, C-Tick, KC	
Ergonomic compliance	ANSI HFS 100, ISO 9241-4, and TUVGS	
Kit contents	Keyboard	Installation Guide
	Warranty Card	Safety and Comfort Guide

HP PS/2 Business Slim Keyboard		
Physical Characteristics	Keys	104, 105, 106, 107, 109 layout (depending upon country)
	Dimensions (L x W x H)	171.97 x 68.35 x 8.27 in (436.8± 1.5 x 137.6± 1.0 x 21.0± 1.0 cm)
	Weight	1.32 lb (600± 80 g)
Electrical	Operating voltage	+ 4.4 – 5.25VDC
	Power consumption	50-mA maximum (with 5 VDC power supplied and three LEDs ON)
	System interface	PS/2 6-pin mini din connector
	ESD	Contact Discharge: 2, 4,6,8KV Air Discharge: 2, 4, 8,10,12.5KV
	EMI - RFI	Conforms to FCC rules for a Class B computing device
	Microsoft PC 99 - 2001	Functionally compliant
	Keycaps	Low-profile design

Technical Specifications - Input/Output Devices

	Switch actuation	60±12.5g nominal peak force with tactile feedback
	Switch life	10 million keystrokes (Life tester)
	Switch type	Contamination-resistant switch membrane
	Key-leveling mechanisms	For all double-wide and greater-length keys
	Cable length	6 ft (1.8 m)
	Microsoft PC 99 - 2001	Mechanically compliant
Environmental	Acoustics	43-dBA maximum sound pressure level
	Operating temperature	50° to 122° F (10° to 50° C)
	Non-operating temperature	-22° to 140° F (-30° to 60° C)
	Operating humidity	10% to 90% (non-condensing at ambient)
	Non-operating humidity	20% to 80% (non-condensing at ambient)
	Operating shock	N/A
	Non-operating shock	65 inch 2.9 ms, six surface; 30g 266 inch/second; 50g 266 inch/second six surface
	Operating vibration	2-g peak acceleration
	Non-operating vibration	Starting at 5 Hz, vary the frequency of vibration from 5 to 500 Hz and back to 5 Hz at a Logarithmic sweep rate of 1 octave per minute.
	Drop (out of box)	26 in (66 cm) on carpet, six-drop sequence
Drop (in box)	29.93 in (76 cm) on concrete, 16-drop sequence	
Approvals	UL, FCC, CE Mark, TUV, TUV GS, VCCI, BSMI, C-Tick, KC	
Ergonomic compliance	ANSI HFS 100, ISO 9241-4, and TUVGS	
HP Wireless Business Slim Keyboard and Mouse		
Keyboard	Dimensions (L x W x H)	171.97 x 68.35 x 8.27 in (436.8± 1.5 x 137.6± 1.0 x 21.0± 1.0 cm)
	Weight – Without Two AA Alkaline Batteries	1.23 lb (560± 80 g)
	Dimensions (H x L x W)	1.46 x 4.53 x 2.47 in (37 x 115 x 62.9 mm)

Technical Specifications - Input/Output Devices

Mouse	Weight – Without Two AA Alkaline Batteries	0.15 lb (67 g)
Receiver	Dimensions (H x L x W)	0.33x 1.79 x 0.72 in (8.4 x 45.5 x 18.4 mm)
	Weight	0.21 oz (5.9 g)
	Cable Length – Minimum	6 ft (1.8 m)
	Range	32.8 ft (10 m)
System Requirements	Available USB port for the receiver CD-ROM Drive *This system may require upgraded and/or separately purchased hardware and/or a DVD drive to install the Windows 7 software and take full advantage of Windows 7 functionality. See http://www.microsoft.com/windows/windows-7/ for details.	
Approvals	Product Safety	UL; CSA /TUV (Europe only); CE Mark; CB Report
	Ergonomics	ANSI; ISO (Europe only); GS Mark (Germany only)
	EMC	FCC; CE; ACA (-tick); BSMI; KC ; VCCI
	CE Mark	EN 55022:2010; EN 55024; EN 301489-1; EN 61000
	Design Guidelines for PCs	PC 99 – connector overmold colors; PC 2001 – full functionality
	Telecom	All local telecom requirements and approvals for intended markets
	USA	FCC Title 47 CFR, Par 15, Subpart C; other local requirements
	Country Support	US, Belgium, Switzerland, Spain, Denmark, Netherlands, France, Germany, Italy, Portugal, Sweden, Norway, Finland, UK, Poland, Czech Republic, Turkey, Greece, Austria, Bulgaria, Cyprus, Estonia, Hungary, Ireland, Latvia, Lithuania, Luxemburg, Malta, Romania, Slovakia, Slovenia, Vietnam, HK, Australia, NZ, Malaysia, Singapore, Indonesia, Philippines, Thailand, Canada, China, Japan, Korea, Taiwan, India, Venezuela, Ecuador, Russia, Ukraine, Israel, Croatia, United Arab Emirates, Peru, Brazil, Chile, Argentina, Mexico, South Africa, and up to 193 countries worldwide.
Environmental	Keyboard contains 25% post-consumer recycled plastic material.	

HP USB PS/2 Washable Keyboard

Physical Characteristics	Keys	104 (US) Layout, 105 (EU) layout – depending upon country
	Dimensions (L x W x H)	17.67x 6.62 x 1.38 in (449 x 168 x 35 mm)
	Weight	1.7 lb (0.77 kg) minimum
Electrical	Operating voltage	+ 5VDC ±5%
	Power consumption	50-mA maximum (with three LEDs ON)

Technical Specifications - Input/Output Devices

	System interface	USB Type A plug connector
	ESD	CE level 4, 15-kV air discharge
	EMI - RFI	Conforms to FCC rules for a Class B computing device
	Microsoft PC 99 - 2001	Functionally compliant
Mechanical	Keycaps	Stepped -profile design
	Switch actuation	55-g nominal peak force with tactile feedback
	Switch life	20 million keystrokes
	Switch type	Contamination-resistant switch membrane
	Key-leveling mechanisms	For all double-wide and greater-length keys
	Cable length	7 ft (2.2 m)
	Microsoft PC 99 - 2001	Mechanically compliant
Environmental	Acoustics	43-dBA maximum sound pressure level
	Operating temperature	50° to 122° F (10° to 50° C)
	Non-operating temperature	4° to 149° F (-20° to 65° C)
	Operating humidity	10% to 95% (non-condensing at ambient)
	Non-operating humidity	0% to 95% (non-condensing at ambient)
	Operating shock	40 g, six surfaces
	Non-operating shock	80 g, six surfaces
	Operating vibration	2-g peak acceleration
	Non-operating vibration	4-g peak acceleration
	Drop (out of box)	26 in (66 cm) on carpet, six-drop sequence
Drop (in box)	42 in (107 cm) on concrete, 16-drop sequence	
Operating system support	Windows® 7, Windows Vista, Windows XP Professional	
Approvals	UL, cUL, FCC, CE, TUV GS, VCCI, BSMI, C-Tick, KCC, USB-IF, WHQL, EN/IEC 60601-1, IP66/NEMA4X	
Ergonomic compliance	ANSI HFS 100, ISO 9241-4, and TUVGS	

HP USB Smart Card (CCID) Keyboard

Introduction:

Boost your security, simplify access procedures and reduce the costs associated with managing networks by preventing unauthorized access to your computers and networks using smartcard technology with the HP Smart Card (CCID) Keyboard.

The USB Smart Card (CCID) Keyboard is a full-sized keyboard that takes advantage of digital signatures and certificates to secure the environment for transactions performed on both public and private networks. The USB Smart Card (CCID) Keyboard works with all smart cards that comply with ISO standard 7816.

Smart cards are easy-to-use credit card-sized devices which require multiple forms of information to be validated before you gain access to your accounts or resources. Used worldwide, smart cards strengthen access to a network or other resource using dual-

Technical Specifications - Input/Output Devices

factor authentication. Implementing a two-factor authentication (or multi-factor authentication) process reduces the risk of unauthorized access by verifying and validating your identity in one of the following ways:

- Something you know – a combination of username and password or PIN
- Something you have – a smart card or security token.

Something you have (smart card) plus something you know (PIN), improves user-access security within corporate network environments. Smart cards are used in government agencies, healthcare companies and the finance industry.

HP ProtectTools Smart Card Manager provides authentication software for the smart card. The Smart Card Reader module works with the HP ProtectTools Security Manager and enables the user to setup, use, and manage the smart card. This allows strengthened security with HP patented technology.

Key Benefits:	<ul style="list-style-type: none"> • Protects against unauthorized access with smart card technology • Delivers even greater security when combined with a HP ProtectTools smart card and the HP ProtectTools Security Software • Combination of username and password or pin with a smart card or security token • Secures online transactions using digital signatures and certificates • Conforms to industry standards for ease of setup and use • Delivers long product life and quiet operation with high-impact materials and lubricated keys • Spill drain feature 										
	Physical Characteristics	<table border="1"> <tr> <td>Keys</td> <td>104, 105, 106, 107, 109 layout (depending upon country)</td> </tr> <tr> <td>Form factor</td> <td>USB basic smart card keyboard</td> </tr> <tr> <td>Colors</td> <td>Carbonite/Silver</td> </tr> <tr> <td>Dimensions (H x W x D)</td> <td>18.2 x 6.3 x 1.3 in (46.3 x 16.1 x 3.3 cm)</td> </tr> <tr> <td>Weight</td> <td>2 lb (0.9 kg) minimum</td> </tr> </table>	Keys	104, 105, 106, 107, 109 layout (depending upon country)	Form factor	USB basic smart card keyboard	Colors	Carbonite/Silver	Dimensions (H x W x D)	18.2 x 6.3 x 1.3 in (46.3 x 16.1 x 3.3 cm)	Weight
Keys	104, 105, 106, 107, 109 layout (depending upon country)										
Form factor	USB basic smart card keyboard										
Colors	Carbonite/Silver										
Dimensions (H x W x D)	18.2 x 6.3 x 1.3 in (46.3 x 16.1 x 3.3 cm)										
Weight	2 lb (0.9 kg) minimum										
Electrical	Operating voltage	+ 5VDC ± 5%									
	Power consumption	100-mA maximum (with four LEDs ON)									
	System interface	USB Type A plug connector									
	ESD	CE level 4, 15-kV air discharge									
	EMI - RFI	Conforms to FCC rules for a Class B computing device									
	Microsoft PC 99 - 2001	Functionally compliant									
Mechanical	Languages	30+ available									
	Keycaps	Standard design									
	Switch actuation	55 g nominal peak force with tactile feedback									
	Switch life	20 million keystrokes (using Hasco modified tester)									
	Switch type	Contamination-resistant membrane									
	Key-leveling mechanisms	For all double-wide and greater-length keys									
	Cable length	6 ft (1.8 m)									
	Microsoft PC 99 - 2001	Mechanically compliant									
	Acoustics	43-dBA maximum sound pressure level									
Environmental	Operating temperature	50° to 122° F (10° to 50° C)									
	Non-operating temperature	-22° to 140° F (-30° to 60° C)									
	Operating humidity	10% to 90% (non-condensing at ambient)									
	Non-operating humidity	20% to 80% (non-condensing at ambient)									
	Operating shock	40 g, six surfaces									

Technical Specifications - Input/Output Devices

	Non-operating shock	80 g, six surfaces	
	Operating vibration	2-g peak acceleration	
	Non-operating vibration	4-g peak acceleration	
	Drop (out of box)	26 in (66 cm) on carpet, six-drop sequence	
	Drop (in box)	42 in (107 cm) on concrete, 16-drop sequence	
SmartCard Function	Support	All ISO 7816 smart cards	
	Interface	Reads from and writes to all ISO7816-1, 2, 3, 4 memory and microprocessor smart cards (T=0, T=1)	
	Chipset	SCM STCIII	
	Standard APIs supported	PC/SC, EMV2000, CT-API	
	Power	USB Port	
		Short circuit detection (protects smart card and reader)	
		Power supply compliant with ISO7816 and EMV (5V, 60 mA)	
		Supports 3-V and 5-V cards	
	Power consumption	100-mA maximum draw	
	Communication	From card	9600 bps to 330,000 bps
		From computer	12 Mbps (USB transfer speed)
	Landing mechanism	Contact device	Friction contact
		Card insertions rating	Up to 100,000 insertion cycles
	Interface modes	CCID protocol	
Reader performance interface	USB connection		
Electro-magnetic standards	Europe	2004/108/EC	
	USA	USAFCC part 15	
Approvals	CE-Mark, UL, CSA, FCC, CE Mark, TUV, TUV GS, VCCI, BSMI, C-Tick, MIC, EMV2000, USB-IF		
Ergonomic Compliance	ISO 9241-4, TUVGS		
Kit Contents	Keyboard, I/O Security and Documentation CD, warranty card		

HP USB 1000dpi Laser Mouse

Dimensions (H x L x W)	1.47 x 4.53 x 2.47 in (37.3 x 114.97 x 62.86 mm)	
Weight	3.360 oz (102g)	
Cable length	70.9 in (180 cm)	
System requirements	Available USB port	
Environmental	Operating Temperature	32° to 104° F (0° to 40° C)
	Non-operating Temperature	-4° to 140° F (-20° to 60° C)
	Operating Humidity	10% to 90% (non-condensing at ambient)
Mechanical	Resolution	1000dpi

Technical Specifications - Input/Output Devices

	Tracking Speed	45 cm/sec
	Cable Length	70.9 in (180 cm)

Technical Specifications – Power

POWER

Unit Environment and Operating Conditions

General Unit Operating Guidelines

- Keep the computer away from excessive moisture, direct moisture and the extremes of heat and cold, to ensure that unit is operated within the specified operating range.
- Leave a 10.2 cm (4 in) clearance on all vented sides of the computer to permit the required airflow.
- Never restrict airflow into the computer by blocking any vents or air intakes.
- Do not stack computers on top of each other or place computers so near each other that they are subject to each other's re-circulated or preheated air.
- Occasionally clean the air vents on the front, back, and any other vented side of the computer. Lint, dust and other foreign matter can block the vents and limit the airflow.
- If the computer is to be operated within a separate enclosure, intake and exhaust ventilation must be provided on the enclosure, and the same operating guidelines listed above will still apply.

Temperature Range	Operating: 50° to 95° F (10° to 35° C)* Non-operating: -22° to 140° F(-30° to 60° C)
Relative Humidity	Operating: 10% to 90% (non-condensing at ambient) Non-operating: 5% to 95% (non-condensing at ambient)
Maximum Altitude (unpressurized)	Operating: 5000m Non-operating: 50,000 ft (15240 m)

*Operating temperature is de-rated 1.0 deg C per 300 m (1000 ft) to 3000 m (10,000 ft) above sea level, no direct sustained sunlight. Maximum rate of change is 10 deg C/Hr. The upper limit may be limited by the type and number of options installed.

POWER SUPPLY	DM	SFF	MT	AiO
Standard Efficiency	65W active PFC 89% average efficiency at 115V 90W active PFC 89% average efficiency at 115V	200W active PFC	280W active PFC	
80 PLUS Bronze	N/A	200W active PFC 82/85/82% efficient at 20/50/100% load(115V)	280W active PFC 82/85/82% efficient at 20/50/100% load(115V)	N/A
80 PLUS Gold	N/A			160W active PFC 87/90/87% efficient at 20/50/100% load (115V) 88/91/88% efficient at 20/50/100% load (230V)

Technical Specifications – Power

80 PLUS Platinum	N/A	200W active PFC 90/92/89% efficient at 20/50/100% load (115V) 91/93/90% efficient at 20/50/100% load (230V)	280W active PFC 90/92/89% efficient at 20/50/100% load (115V) 91/93/90% efficient at 20/50/100% load (230V)	
Operating Voltage Range	90 - 264 VAC	90 - 264 VAC	90 - 264 VAC	90 - 264 VAC
Rated Voltage Range	100 - 240 VAC	100 - 240 VAC	100 - 240 VAC	100-240V AC
Rated Line Frequency	50/60 Hz	50/60 Hz	50/60 Hz	50/60 HZ
Operating Line Frequency	47 – 63 Hz	47 – 63 Hz	47 – 63 Hz	47 – 63 Hz
Rated Input Current	N/A	3.5A	4.4A	160W : 2A
Rated Input Current with Energy Efficient* Power Supply		3A	3.6A	160W : 2A
DC Output	+19.5V	+12.1V	+12.1V	+12.1V
Current Leakage (NFPA 99: 2102)	Less than 500 microamps of leakage current at 120 Vac with the ground wire disconnected, as required for Non-patient Electrical Appliances and Equipment used in a patient care facility or that contact patients in normal use. Per section 10.3.5.1.	Less than 500 microamps of leakage current at 120 Vac with the ground wire disconnected, as required for Non-patient Electrical Appliances and Equipment used in a patient care facility or that contact patients in normal use. Per section 10.3.5.1.	Less than 500 microamps of leakage current at 120 Vac with the ground wire disconnected, as required for Non-patient Electrical Appliances and Equipment used in a patient care facility or that contact patients in normal use. Per section 10.3.5.1.	Less than 500 microamps of leakage current at 120 Vac with the ground wire disconnected, as required for Non-patient Electrical Appliances and Equipment used in a patient care facility or that contact patients in normal use. Per section 10.3.5.1.
	Less than 100 microamps of leakage current at 120 Vac with the ground wire intact with normal polarity, as required for Non-patient Electrical Appliances and Equipment used in a patient care facility or that contact patients in normal use. Per section 10.3.5.1.	Less than 100 microamps of leakage current at 120 Vac with the ground wire intact with normal polarity, as required for Non-patient Electrical Appliances and Equipment used in a patient care facility or that contact patients in normal use. Per section 10.3.5.1.	Less than 100 microamps of leakage current at 120 Vac with the ground wire intact with normal polarity, as required for Non-patient Electrical Appliances and Equipment used in a patient care facility or that contact patients in normal use. Per section 10.3.5.1.	Less than 100 microamps of leakage current at 120 Vac with the ground wire intact with normal polarity, as required for Non-patient Electrical Appliances and Equipment used in a patient care facility or that contact patients in normal use. Per section 10.3.5.1.
Power Supply Fan	N/A	70mm variable speed	80mm variable speed	N/A
Power cord length	N/A	6.0 ft. (1.83 m)	6.0 ft. (1.83 m)	6.0 ft. (1.83 m)

Technical Specifications – Power

External Power Adapter		N/A	N/A	N/A
Dimensions	45 x 30 x 108 mm	N/A	N/A	N/A
Total Cord Length	6 ft	N/A	N/A	N/A

Technical Specifications – Weights & Dimensions

WEIGHTS & DIMENSIONS

(configured with 1 HDD & 1 ODD; DM configured with 1 HDD only)				
	DM	SFF	MT	AiO
Chassis (W x H x D)	6.9 x 1.3 x 7.0 in 175 x 34 x 177 mm	13.3 x 3.95 x 14.9 in 338 x 100 x 379 mm	6.7 x 14 x 14.1 in 170 x 355 x 358.3 mm	See table below.
System Volume	62.79 cu in 1.05 L	782.7 cu in 12.8 L	1322.58 cu in 21.62 L	
System Weight*	2.9 lb 1.3 kg	16.7 lb 6.9 kg	16.2 lb 7.35kg	
Max Supported Weight (desktop orientation)	77.0 lb 35.0 kg	77.0 lb 35.0 kg	77.0 lb 35.0 kg	
Stand Dimensions	77x 4.6 x 6.3 in 19.5 x 117 x 160 mm Weight: 47g/ .1 lbs.	1.1 x 7.0 x 7.9 in 29 x 178 x 200 mm	N/A	
Packaging (H x W x D)	9.6 x 5.1 x 19.5 in 245 x 130 x 495 mm	9.0 x 19.7 x 23.4 in 229 x 500 x 594 mm	18.8 x 11.8 x 20.4 in 478 x 299 x 517 mm	
Shipping Weight	6.1 lb. 2.8 kg	17.9 lb 8.1 kg	22.5 lb 10.2 kg	
Palletization Profile	18-units per layer 4 layer max 72 per pallet Footprint (H x W x D) - 38.58 x 46.06 x 38.97 in (980 x 1170 x 990 mm)	4-units per layer 10-layer max. 40-units per pallet 47.126 x 39.291 x 88.858 in (including pallet)	8-units per layer 4-layer max. 32-units per pallet 47.126 x 39.291 x 86.969in (including pallet)	
	<i>Dependent on 40-Ft Std. Sea Container or 40-Ft High-cube Sea Container is used)</i>			

ALL-IN-ONE WEIGHTS AND DIMENSIONS

Weight with Touch Panel

<i>Product Weight Unboxed</i>	Without Stand 14.05~14.49 lbs 6.38~6.58kg	Easel Stand 15.55~15.99 lbs 7.06~7.26 kg	Adjustable Height Stand 22.42~22.86 lbs 10.18~10.38 kg	Recline Stand 20.79~21.23 lbs 9.44~9.64 kg
<i>Shipping Weight Boxed</i>	Without Stand 18.37 lbs 8.34 kg	Easel Stand 19.86 lbs 9.01 kg	Adjustable Height Stand 27.74 lbs 12.58 kg	Recline Stand 26.12 lbs 11.85 kg
<i>Shipping Weight Pallet</i>	Without Stand (40units) 767.84 lbs	Easel Stand (40 units) 827.79 lbs 375.48 kg	Adjustable Height Stand (24 units) 699.01 lbs 317.06 kg	Recline Stand (24 units) 660.17 lbs 299.45 kg

Technical Specifications – Weights & Dimensions

	348.6 kg			
--	----------	--	--	--

Weight without Touch Panel

<i>Product Weight Unboxed</i>	Without Stand 13.48~13.92 lbs 6.12~6.32kg	Easel Stand 14.95~15.39 lbs 6.79~6.99kg	Adjustable Height Stand 21.82~22.26 lbs 9.91~10.11 kg	Recline Stand 20.19~20.64 lbs 9.17~9.37 kg
<i>Shipping Weight Box</i>	Without Stand 17.77 lbs 8.07kg	Easel Stand 19.27 lbs 8.74 kg	Adjustable Height Stand 27.15 lbs 12.31 kg	Recline Stand 25.53 lbs 11.58 kg
<i>Shipping Weight Pallet</i>	Without Stand (40 units) 744.14 lbs 337.84 kg	Easel Stand (40 units) 804.07 lbs 364.72 kg	Adjustable Height Stand (24 units) 684.77 lbs 310.61 kg	Recline Stand (40 units) 645.94 lbs 292.99 kg

Dimensions (W x D x H)

<i>Product Dimensions</i>	Without Stand 20.92x14.63x2.31 in 531.45x371.8x58.70 mm	Easel Stand 20.92x14.63x5.85 in 531.45x371.8x148.72 mm	Adjustable Height Stand (maximum) 20.92x20.92x8.27 in 531.45x531.44x209.95 mm	Recline Stand 0 degrees 20.92x16.92x10.96 in 531.45x429.85x278.36 mm
			Adjustable Height Stand (minimum) 20.92x15.94x8.27 in 531.45x404.89x209.95 mm	Recline Stand (minimum) 20.92x15.17x11.17 in 531.45x385.36x283.76 mm

Shipping Dimensions

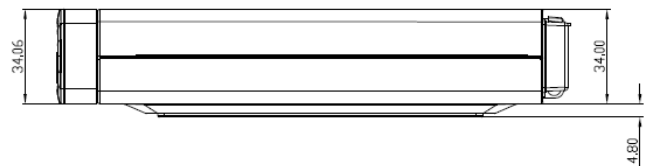
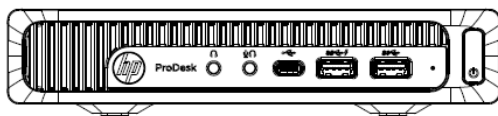
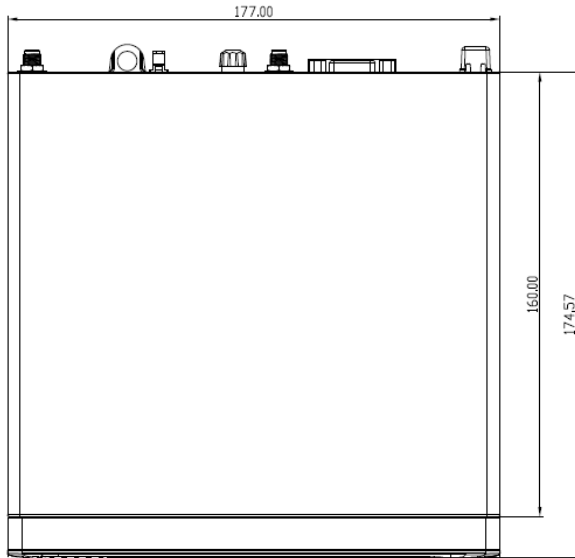
<i>Shipping Dimensions Boxed</i>	Without stand 24.09x7.28x18.98(H) in 612x185x482(H) mm	Easel Stand N/A	Adjustable Height Stand 24.21x11.54x19.69(H) in 615x293x500(H) mm	Recline Stand 24.21x11.54x19.69(H) in 615x293x500(H) mm
----------------------------------	--	--------------------	---	---

Technical Specifications – Weights & Dimensions

<i>Shipping Dimensions</i>	Without Stand (40 units)	Easel Stand (40 units)	Adjustable Height Stand (24 units)	Recline Stand (24 units)
<i>Pallet</i>	48x40x81.61(H) in 1219x1016x2073(H) mm	48x40x81.61(H) in 1219x1016x2073(H) mm	48x40x84.44(H) in 1219x1016x2145(H) mm	48x40x84.44(H) in 1219x1016x2145(H) mm


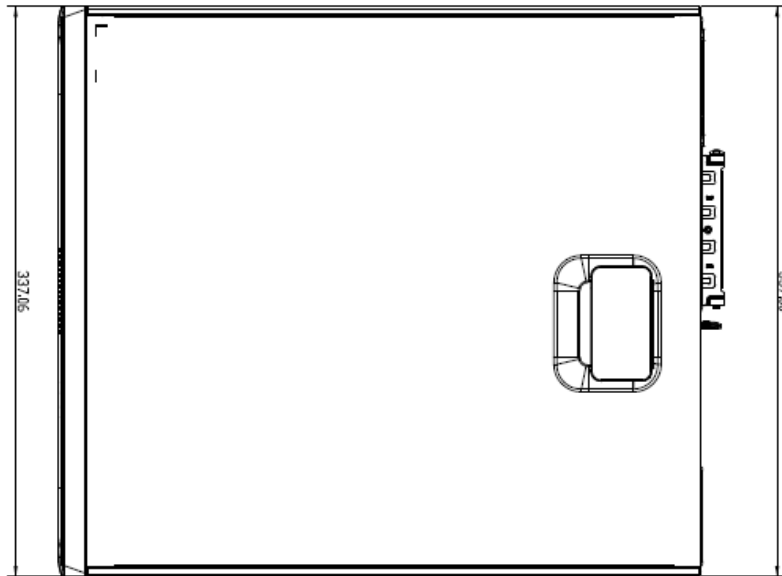
Technical Specifications – Weights & Dimensions

DESKTOP MINI DIMENSIONS



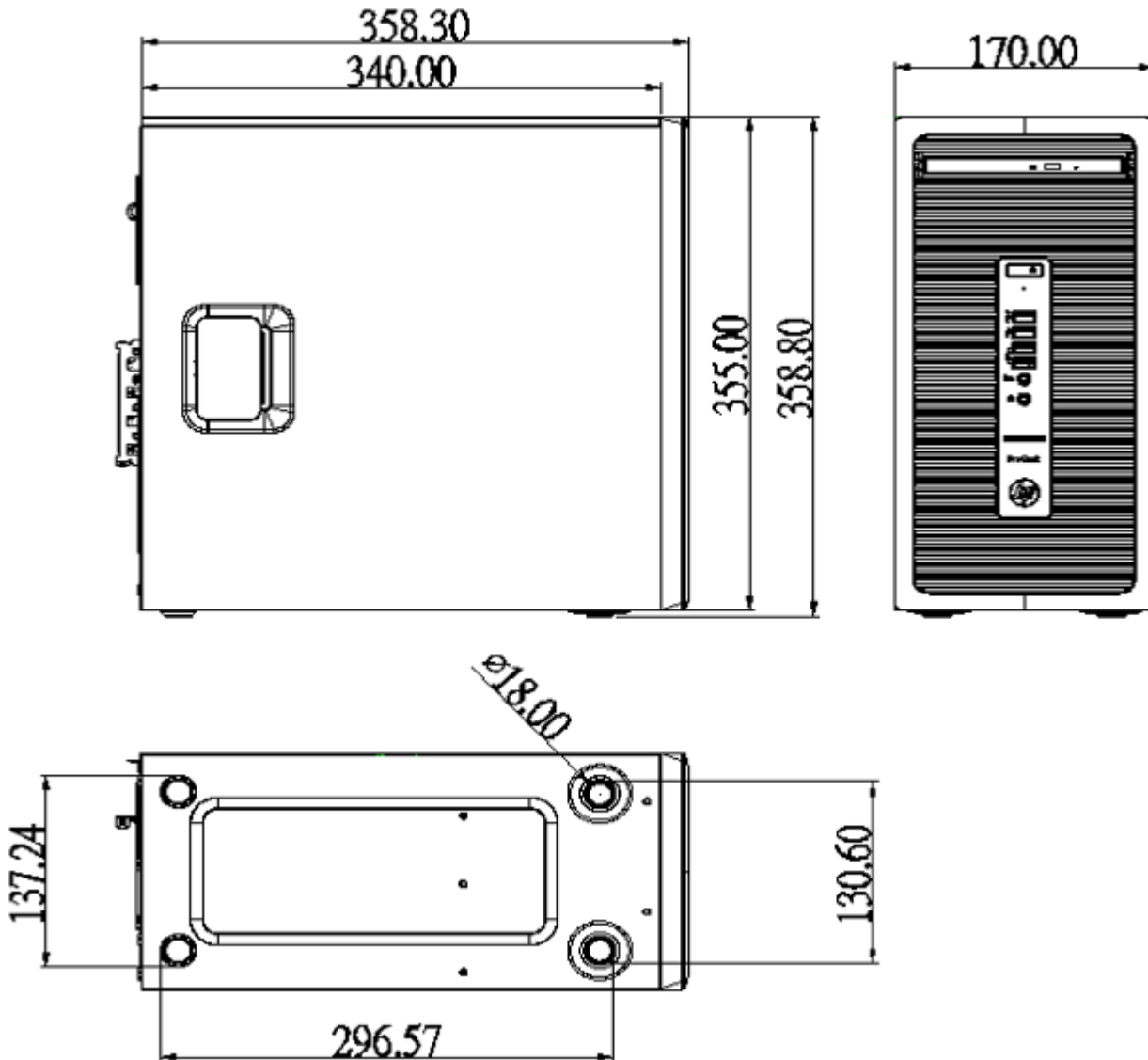
Technical Specifications – Weights & Dimensions

SMALL FORM FACTOR DIMENSIONS



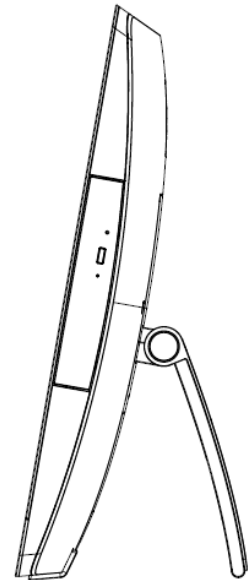
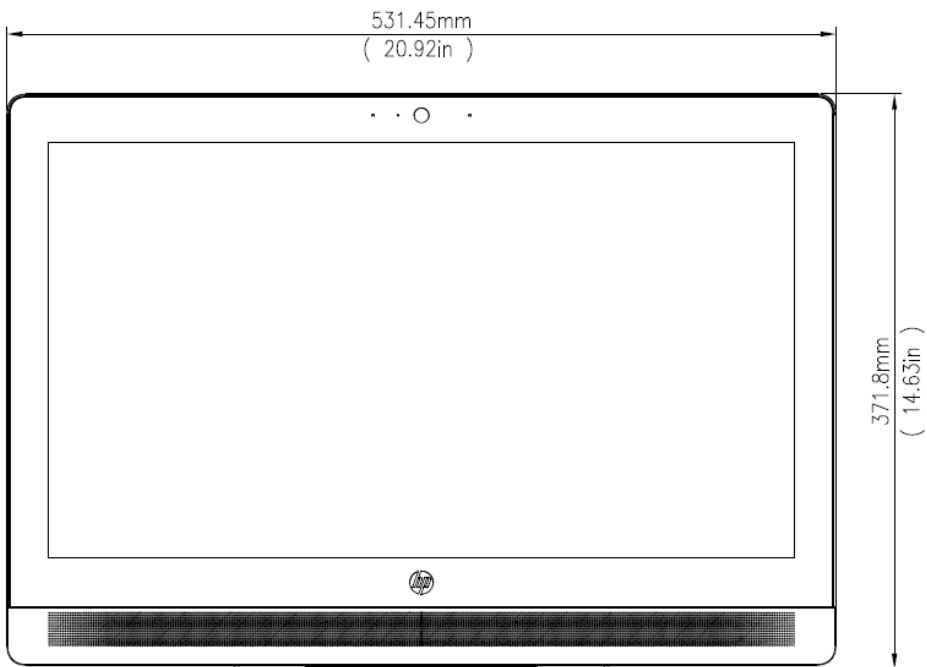
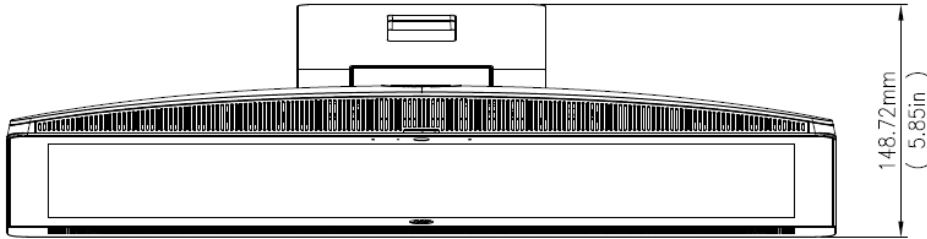
Technical Specifications – Weights & Dimensions

TOWER DIMENSIONS



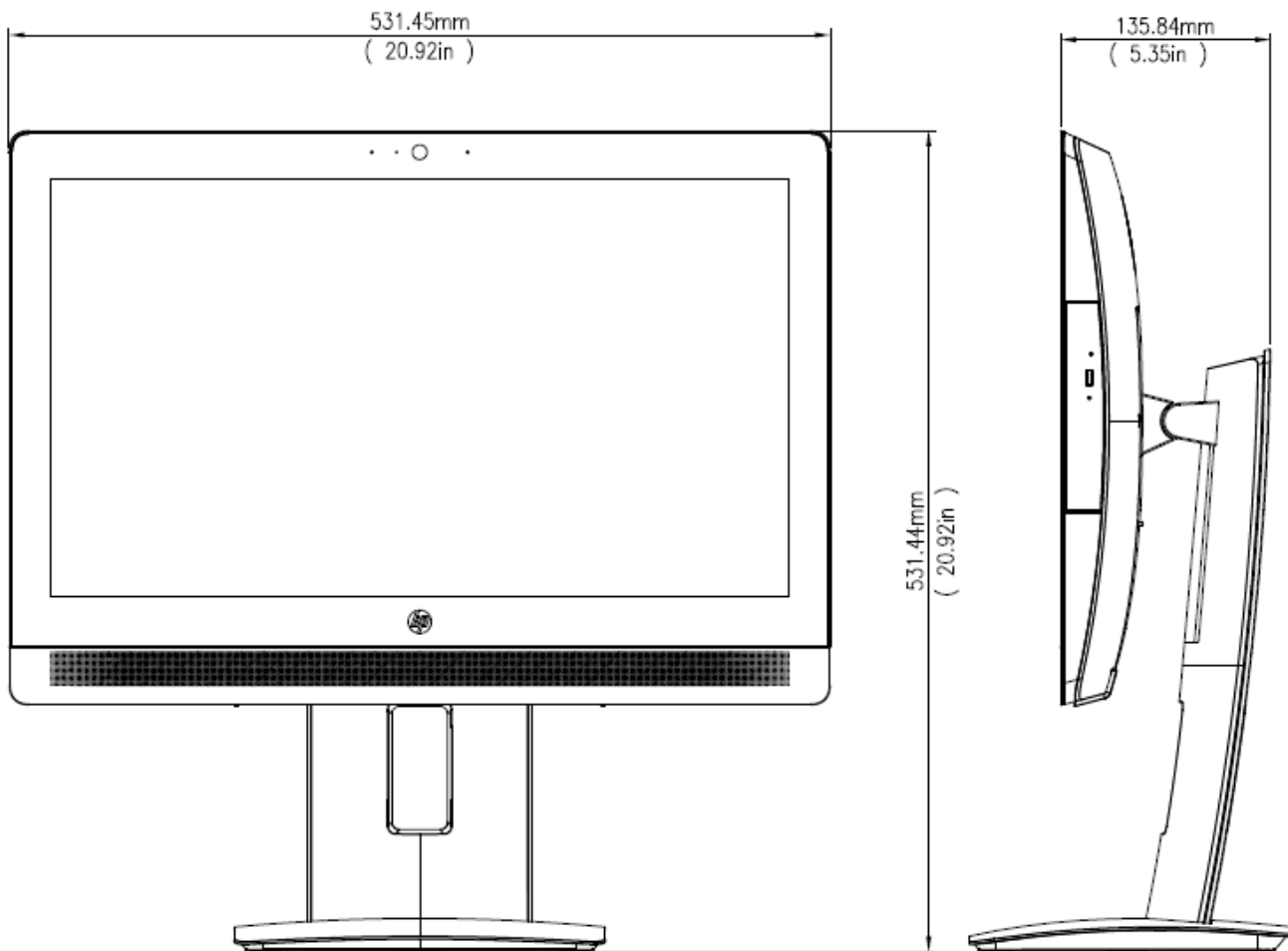
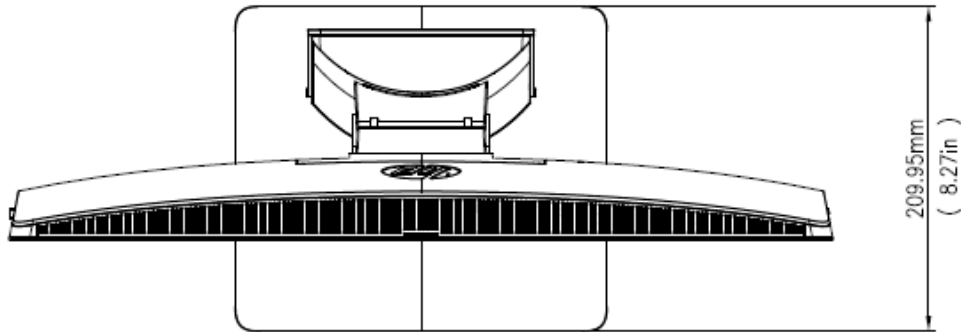
Technical Specifications – Weights & Dimensions

ALL-IN-ONE EASEL STAND DIMENSIONS



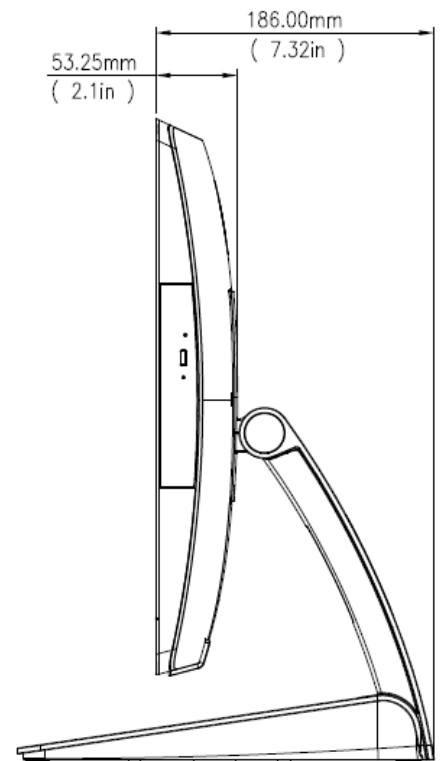
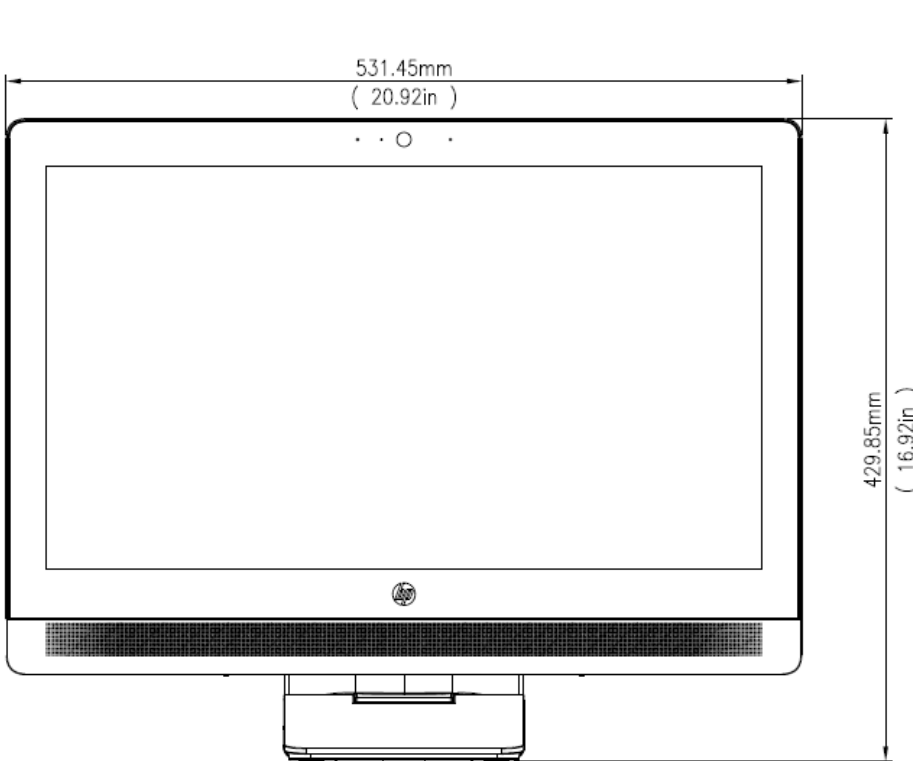
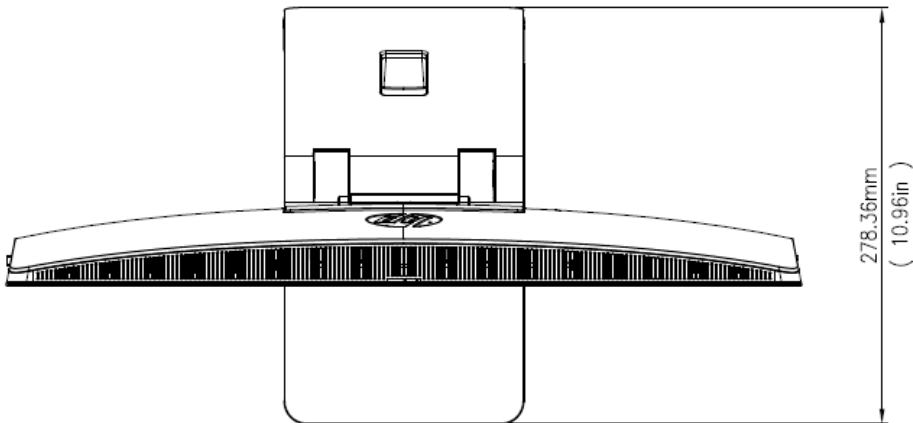
Technical Specifications – Weights & Dimensions

ALL-IN-ONE HEIGHT ADJUSTABLE STAND DIMENSIONS



Technical Specifications – Weights & Dimensions

ALL-IN-ONE HEIGHT RECLINING STAND DIMENSIONS



Technical Specifications – Miscellaneous Features

MISCELLANEOUS FEATURES

Management Features

- Advanced Configuration and Power Management Interface (ACPI). Allows the system to wake from a low power mode. Controls system power consumption, making it possible to place individual cards and peripherals in a low-power or powered-off state without affecting other elements of the system.
- Intel® Wired for Management support; industry wide initiative to make Intel® architecture based PCs, servers and mobile computers more inherently manageable out-of-the-box and over the network
- Dual State Power Button; acts as both an on/off button and a suspend-to-sleep button

Serviceability Features

- Dual colored power LED on front of computer to indicate either normal or fault condition
- Diagnostic LED Explanation Table:
 - Number of 1-second red LED blinks followed by a 2-second pause, then repeats:
 - 2 - processor thermal protection activated
 - 3 - processor not installed
 - 4 - power supply failure
 - 5 -- memory error
 - 6 - video error
 - 7 - PCA failure (ROM detected failure prior to video)
 - 8 - invalid ROM, boot block recovery mode
 - 9 - system not fetching code
 - 10 - system hang while loading an option ROM
- HP PC Hardware Diagnostics UEFI:
 - This utility enables hardware level testing outside the operating system on many components. The diagnostics can be invoked by pressing F2 at POST, and is available as a download from HP Support
- System/Emergency ROM
- Flash ROM
- CMOS Battery Holder for easy replacement
- Flash Recovery with Video Configuration Record Software
- 5 Aux Power LED on System PCA
- Processor ZIF Socket for easy Upgrade
- Over-Temp Warning on Screen (Requires IM Agents)
- Clear Password Jumper
- DIMM Connectors for easy Upgrade
- Clear CMOS Button
- NIC LEDs (integrated) (Green & Amber)
- Dual Color Power and HD LED - To Indicate Normal Operations and Fault Conditions
- Color coordinated cables and connectors
- Tool-less Hood Removal
- Front power switch
- System memory can be upgraded without removing the system board or any internal components
- Tool-less Hard Drive, CD & Diskette Removal
- Green Pull Tabs, and Quick Release Latches for easy Identification

Additional Features

Towerable Orientation

Product can be oriented as either a desktop (horizontal) or a tower (vertical)

Drive Lock

Implementation of the industry standard ATA Security feature set. When enabled, it prevents software access to user data on the drive until one or two user-defined passwords are provided.

Drive Protection System

DPS Access through F10 Setup during Boot

Technical Specifications – Miscellaneous Features

	<p>A diagnostic hard drive self-test. It scans critical physical components and every sector of the hard drive for physical faults and then reports any faults to the user. Running independently of the operating system, it can be accessed through a Windows-based diagnostics utility or through the computer's setup procedure. It produces an evaluation on whether the hard drive is the source of the problem and needs to be replaced.</p> <p>The system expands on the Self-Monitoring, Analysis, and Reporting Technology (SMART), a continuously running systems diagnostic that alerts the user to certain types of failures.</p>
SMART Technology (Self-Monitoring, Analysis and Reporting Technology)	Allows hard drives to monitor their own health and to raise flags if imminent failures were predicted.
SMART I - Drive Failure Prediction	Predicts failures before they occur. Tracks fault prediction and failure indication parameters such as re-allocated sector count, spin retry count, calibration retry count.
SMART II - Off-Line Data Collection	By avoiding actual hard drive failures, SMART hard drives act as "insurance" against unplanned user downtime and potential data loss from hard drive failure.
SMART III - Off-Line Read Scanning with Defect Reallocation	IOEDC: I/O Error Detection Circuitry Detects errors in Read/Write buffers on HDD cache RAM.
SMART IV - End-to-End CRC for hard drives	Interface in F10 setup provides confirmation of SMART IV support.

Technical Specifications – Environmental

HP ProDesk 600 G2 DM Business PC				
Environmental Data	Eco-Label Certifications & declarations	This product has received or is in the process of being certified to the following approvals and may be labeled with one or more of these marks: <ul style="list-style-type: none"> • IT ECO declaration • US ENERGY STAR® • EPEAT® Gold registered in the United States. See http://www.epeat.net for registration status in your country. 		
	System Configuration	The configuration used for the Energy Consumption and Declared Noise Emissions data for the Desktop model is based on a typically configured PC featuring a hard disk drive, a high efficiency power supply, and a Microsoft Windows® operating system.		
	Energy Consumption (in accordance with US ENERGY STAR® test method)	115VAC, 60Hz	230VAC, 50Hz	100VAC, 60Hz
	Normal Operation (Short idle)	11.91 W	11.87 W	11.69 W
	Normal Operation (Long idle)	11.12 W	11.26 W	11.26 W
	Sleep	0.86 W	0.91 W	0.86 W
	Off	0.62 W	0.66 W	0.62 W
		Note: Energy efficiency data listed is for an ENERGY STAR® compliant product if offered within the model family . HP computers marked with the ENERGY STAR® Logo are compliant with the applicable U.S. Environmental Protection Agency (EPA) ENERGY STAR® specifications for computers. If a model family does not offer ENERGY STAR® compliant configurations, then energy efficiency data listed is for a typically configured PC featuring a hard disk drive, a high efficiency power supply, and a Microsoft Windows® operating system.		
	Heat Dissipation*	115VAC, 60Hz	230VAC, 50Hz	100VAC, 60Hz
	Normal Operation (Short idle)	41 BTU/hr	41 BTU/hr	40 BTU/hr
	Normal Operation (Long idle)	38 BTU/hr	39 BTU/hr	39 BTU/hr
	Sleep	3 BTU/hr	3 BTU/hr	3 BTU/hr
	Off	2 BTU/hr	2 BTU/hr	2 BTU/hr
	*NOTE: Heat dissipation is calculated based on the measured watts, assuming the service level is attained for one hour.			
Declared Noise Emissions (in accordance with ISO 7779 and ISO 9296)	Sound Power (L _{WAd} , bels)		Sound Pressure (L _{pAm} , decibels)	
Typically Configured – Idle	2.8		18	
Fixed Disk – Random writes	2.8		18	
Longevity and Upgrading	This product can be upgraded, possibly extending its useful life by several years. Upgradeable features and/or components contained in the product may include:			

Technical Specifications – Environmental

		<ul style="list-style-type: none"> • 6 USB ports • 2 memory slots • 1 Mini PCIe half-length slot • 1 MXM 3.0 Type A - 35W slot • 1 mSATA slot • 1 2.5" internal bay supporting up to Two 2.5" hard drives (HDD/SSD/SED/SSHD) • 1 5.25" external supporting optical drive <p>Spare parts are available throughout the warranty period and or for up to "5" years after the end of production.</p>	
Batteries		<p>This battery(s) in this product comply with EU Directive 2006/66/EC</p> <p>Batteries used in the product do not contain: Mercury greater the 1ppm by weight Cadmium greater than 20ppm by weight</p> <p>Battery size: CR2032 (coin cell) Battery type: Lithium</p>	
Additional Information		<ul style="list-style-type: none"> • This product is in compliance with the Restrictions of Hazardous Substances (RoHS) directive - 2011/65/EC. • This HP product is designed to comply with the Waste Electrical and Electronic Equipment (WEEE) Directive – 2002/96/EC. • This product is in compliance with California Proposition 65 (State of California; Safe Drinking Water and Toxic Enforcement Act of 1986). • This product is in compliance with the IEEE 1680 (EPEAT) standard at the Gold level, see www.epeat.net • Plastics parts weighing over 25 grams used in the product are marked per ISO11469 and ISO1043. • This product contains 0% post-consumer recycled plastic (by wt.) • This product is 94.5% recycle-able when properly disposed of at end of life. 	
Packaging Materials	External:	PAPER/Corrugated	530 g
	Internal:	PLASTIC/EPE-Expanded Polyethylene	41 g
		PLASTIC/Polyethylene low density	7 g
	The Plastic packaging material is made from 0% recycled content. The paper packaging materials contains at least 0% recycled content.		
Material Usage		<p>This product does not contain any of the following substances in excess of regulatory limits (refer to the HP General Specification for the Environment at http://www.hp.com/hpinfo/globalcitizenship/environment/pdf/gse.pdf):</p> <ul style="list-style-type: none"> • Asbestos • Certain Azo Colorants • Certain Brominated Flame Retardants – may not be used as flame retardants in plastics • Cadmium • Chlorinated Hydrocarbons • Chlorinated Paraffins • Formaldehyde • Halogenated Diphenyl Methanes 	

Technical Specifications – Environmental

		<ul style="list-style-type: none"> • Lead carbonates and sulfates • Lead and Lead compounds • Mercuric Oxide Batteries • Nickel – finishes must not be used on the external surface designed to be frequently handled or carried by the user. • Ozone Depleting Substances • Polybrominated Biphenyls (PBBs) • Polybrominated Biphenyl Ethers (PBBEs) • Polybrominated Biphenyl Oxides (PBBOs) • Polychlorinated Biphenyl (PCB) • Polychlorinated Terphenyls (PCT) • Polyvinyl Chloride (PVC) – except for wires and cables, and certain retail packaging has been voluntarily removed from most applications. • Radioactive Substances • Tributyl Tin (TBT), Triphenyl Tin (TPT), Tributyl Tin Oxide (TBTO)
	<p>Packaging Usage</p>	<p>HP follows these guidelines to decrease the environmental impact of product packaging:</p> <ul style="list-style-type: none"> • Eliminate the use of heavy metals such as lead, chromium, mercury and cadmium in packaging materials. • Eliminate the use of ozone-depleting substances (ODS) in packaging materials. • Design packaging materials for ease of disassembly. • Maximize the use of post-consumer recycled content materials in packaging materials. • Use readily recyclable packaging materials such as paper and corrugated materials. • Reduce size and weight of packages to improve transportation fuel efficiency. • Plastic packaging materials are marked according to ISO 11469 and DIN 6120 standards.
	<p>End-of-life Management and Recycling</p>	<p>Hewlett-Packard offers end-of-life HP product return and recycling programs in many geographic areas. To recycle your product, please go to: http://www.hp.com/go/reuse-recycle or contact your nearest HP sales office. Products returned to HP will be recycled, recovered or disposed of in a responsible manner.</p> <p>The EU WEEE directive (2002/95/EC) requires manufacturers to provide treatment information for each product type for use by treatment facilities. This information (product disassembly instructions) is posted on the Hewlett Packard web site at: http://www.hp.com/go/recyclers. These instructions may be used by recyclers and other WEEE treatment facilities as well as HP OEM customers who integrate and re-sell HP equipment.</p>

Technical Specifications – Environmental

	Hewlett-Packard Corporate Environmental Information	<p>For more information about HP's commitment to the environment:</p> <p>Global Citizenship Report http://www.hp.com/hpinfo/globalcitizenship/gcreport/index.html</p> <p>Eco-label certifications http://www8.hp.com/us/en/hp-information/environment/ecolabels.html</p> <p>ISO 14001 certificates: http://www.hp.com/hpinfo/globalcitizenship/environment/pdf/PC_GBU_Product_Design_ISO_14K_Certificate.pdf and http://www.hp.com/hpinfo/globalcitizenship/environment/pdf/cert.pdf</p>
--	--	--

HP ProDesk 600 G2 SFF Business PC				
Environmental Data	Eco-Label Certifications & declarations	This product has received or is in the process of being certified to the following approvals and may be labeled with one or more of these marks: <ul style="list-style-type: none"> • IT ECO declaration • US ENERGY STAR® • EPEAT® <gold> registered in the United States. See http://www.epeat.net for registration status in your country. 		
	System Configuration	The configuration used for the Energy Consumption and Declared Noise Emissions data for the Desktop model is based on a typically configured PC featuring a hard disk drive, a high efficiency power supply, and a Microsoft Windows® operating system.		
	Energy Consumption (in accordance with US ENERGY STAR® test method)	115VAC, 60Hz	230VAC, 50Hz	100VAC, 60Hz
	Normal Operation (Short idle)	16.09 W	15.71 W	15.80 W
	Normal Operation (Long idle)	14.07 W	13.86 W	14.05 W
	Sleep	2.00 W	2.21 W	1.98 W
	Off	1.01 W	1.15 W	0.98 W
		Note: Energy efficiency data listed is for an ENERGY STAR® compliant product if offered within the model family . HP computers marked with the ENERGY STAR® Logo are compliant with the applicable U.S. Environmental Protection Agency (EPA) ENERGY STAR® specifications for computers. If a model family does not offer ENERGY STAR® compliant configurations, then energy efficiency data listed is for a typically configured PC featuring a hard disk drive, a high efficiency power supply, and a Microsoft Windows® operating system.		
	Heat Dissipation*	115VAC, 60Hz	230VAC, 50Hz	100VAC, 60Hz
	Normal Operation (Short idle)	55 BTU/hr	54 BTU/hr	54 BTU/hr
	Normal Operation (Long idle)	48 BTU/hr	47 BTU/hr	48 BTU/hr
	Sleep	6 BTU/hr	8 BTU/hr	7 BTU/hr

Technical Specifications – Environmental

	Off	3 BTU/hr	4 BTU/hr	3 BTU/hr
		*NOTE: Heat dissipation is calculated based on the measured watts, assuming the service level is attained for one hour.		
	Declared Noise Emissions (in accordance with ISO 7779 and ISO 9296)	Sound Power (L _{WA,d} , bels)	Sound Pressure (L _{pAm} , decibels)	
	Typically Configured – Idle	3.1	23	
	Fixed Disk – Random writes	3.5	24	
	Longevity and Upgrading	This product can be upgraded, possibly extending its useful life by several years. Upgradeable features and/or components contained in the product may include:		
		<ul style="list-style-type: none"> • 10 USB ports • 4 memory slots • 1 PCIe x16 slot • 3 PCIe x1 slot • 2 internal 3.5" bays supporting up to Two 2.5" hard drives (HDD/SSD/SED/SSHD) • 1 Slim external supporting optical drive • 1 external SD 4.0 Reader <p>Spare parts are available throughout the warranty period and or for up to "5" years after the end of production.</p>		
	Batteries	<p>This battery(s) in this product comply with EU Directive 2006/66/EC</p> <p>Batteries used in the product do not contain: Mercury greater the 1ppm by weight Cadmium greater than 20ppm by weight</p> <p>Battery size: CR2032 (coin cell) Battery type: Lithium</p>		
	Additional Information	<ul style="list-style-type: none"> • This product is in compliance with the Restrictions of Hazardous Substances (RoHS) directive - 2011/65/EC. • This HP product is designed to comply with the Waste Electrical and Electronic Equipment (WEEE) Directive – 2002/96/EC. • This product is in compliance with California Proposition 65 (State of California; Safe Drinking Water and Toxic Enforcement Act of 1986). • This product is in compliance with the IEEE 1680 (EPEAT) standard at the <gold> level, see www.epeat.net • Plastics parts weighing over 25 grams used in the product are marked per ISO11469 and ISO1043. • This product contains 16.5% post-consumer recycled plastic (by wt.) • This product is 92.4% recycle-able when properly disposed of at end of life. 		
	Packaging Materials	External:	PAPER/Corrugated	977 g
		Internal:	PLASTIC/Plast. Other	196 g
			PLASTIC/Polypropylene	13 g
			PLASTIC/Polyethylene low density	57 g

Technical Specifications – Environmental

		The Plastic packaging material is made from 9.3% recycled content.
		The corrugated paper packaging materials contains at least 45.3% recycled content.
	Material Usage	<p>This product does not contain any of the following substances in excess of regulatory limits (refer to the HP General Specification for the Environment at http://www.hp.com/hpinfo/globalcitizenship/environment/pdf/gse.pdf):</p> <ul style="list-style-type: none"> • Asbestos • Certain Azo Colorants • Certain Brominated Flame Retardants – may not be used as flame retardants in plastics • Cadmium • Chlorinated Hydrocarbons • Chlorinated Paraffins • Formaldehyde • Halogenated Diphenyl Methanes • Lead carbonates and sulfates • Lead and Lead compounds • Mercuric Oxide Batteries • Nickel – finishes must not be used on the external surface designed to be frequently handled or carried by the user. • Ozone Depleting Substances • Polybrominated Biphenyls (PBBs) • Polybrominated Biphenyl Ethers (PBBEs) • Polybrominated Biphenyl Oxides (PBBOs) • Polychlorinated Biphenyl (PCB) • Polychlorinated Terphenyls (PCT) • Polyvinyl Chloride (PVC) – except for wires and cables, and certain retail packaging has been voluntarily removed from most applications. • Radioactive Substances • Tributyl Tin (TBT), Triphenyl Tin (TPT), Tributyl Tin Oxide (TBTO)
	Packaging Usage	<p>HP follows these guidelines to decrease the environmental impact of product packaging:</p> <ul style="list-style-type: none"> • Eliminate the use of heavy metals such as lead, chromium, mercury and cadmium in packaging materials. • Eliminate the use of ozone-depleting substances (ODS) in packaging materials. • Design packaging materials for ease of disassembly. • Maximize the use of post-consumer recycled content materials in packaging materials. • Use readily recyclable packaging materials such as paper and corrugated materials. • Reduce size and weight of packages to improve transportation fuel efficiency. • Plastic packaging materials are marked according to ISO 11469 and DIN 6120 standards.
	End-of-life Management and Recycling	<p>Hewlett-Packard offers end-of-life HP product return and recycling programs in many geographic areas. To recycle your product, please go to: http://www.hp.com/go/reuse-recycle or contact your nearest HP sales office. Products returned to HP will be recycled, recovered or disposed of in a responsible manner.</p> <p>The EU WEEE directive (2002/95/EC) requires manufacturers to provide treatment information for each product type for use by treatment facilities. This</p>

Technical Specifications – Environmental

		information (product disassembly instructions) is posted on the Hewlett Packard web site at: http://www.hp.com/go/recyclers . These instructions may be used by recyclers and other WEEE treatment facilities as well as HP OEM customers who integrate and re-sell HP equipment.
	Hewlett-Packard Corporate Environmental Information	<p>For more information about HP's commitment to the environment:</p> <p>Global Citizenship Report http://www.hp.com/hpinfo/globalcitizenship/gcreport/index.html</p> <p>Eco-label certifications http://www8.hp.com/us/en/hp-information/environment/ecolabels.html</p> <p>ISO 14001 certificates: http://www.hp.com/hpinfo/globalcitizenship/environment/pdf/PC_GBU_Product_Design_ISO_14K_Certificate.pdf and http://www.hp.com/hpinfo/globalcitizenship/environment/pdf/cert.pdf</p>

HP ProDesk 600 G2 MT Business PC				
Environmental Data	Eco-Label Certifications & declarations	This product has received or is in the process of being certified to the following approvals and may be labeled with one or more of these marks: <ul style="list-style-type: none"> IT ECO declaration US ENERGY STAR® EPEAT® <gold> registered in the United States. See http://www.epeat.net for registration status in your country. 		
	System Configuration	The configuration used for the Energy Consumption and Declared Noise Emissions data for the Ultra-slim Desktop model is based on a typically configured PC featuring a hard disk drive, a high efficiency power supply, and a Microsoft Windows® operating system.		
	Energy Consumption (in accordance with US ENERGY STAR® test method)	115VAC, 60Hz	230VAC, 50Hz	100VAC, 60Hz
	Normal Operation (Short idle)	16.55 W	16.31 W	16.75 W
	Normal Operation (Long idle)	15.16 W	14.83 W	14.88 W
	Sleep	2.01 W	2.22 W	1.97 W
	Off	0.97 W	1.15 W	0.95 W
		Note: Energy efficiency data listed is for an ENERGY STAR® compliant product if offered within the model family . HP computers marked with the ENERGY STAR® Logo are compliant with the applicable U.S. Environmental Protection Agency (EPA) ENERGY STAR® specifications for computers. If a model family does not offer ENERGY STAR® compliant configurations, then energy efficiency data listed is for a typically configured PC featuring a hard disk drive, a high efficiency power supply, and a Microsoft Windows® operating system.		
Heat Dissipation*	115VAC, 60Hz	230VAC, 50Hz	100VAC, 60Hz	

Technical Specifications – Environmental

	Normal Operation (Short idle)	57 BTU/hr	56 BTU/hr	57 BTU/hr
	Normal Operation (Long idle)	52 BTU/hr	51 BTU/hr	51 BTU/hr
	Sleep	7 BTU/hr	8 BTU/hr	7 BTU/hr
	Off	3 BTU/hr	4 BTU/hr	3 BTU/hr
	*NOTE: Heat dissipation is calculated based on the measured watts, assuming the service level is attained for one hour.			
	Declared Noise Emissions (in accordance with ISO 7779 and ISO 9296)	Sound Power (L _{WAd} , bels)		Sound Pressure (L _{pAm} , decibels)
	Typically Configured – Idle	3.2		22
	Fixed Disk – Random writes	3.4		23
	Longevity and Upgrading	This product can be upgraded, possibly extending its useful life by several years. Upgradeable features and/or components contained in the product may include:		
		<ul style="list-style-type: none"> • 10 USB ports • 4 memory slots • 1 PCIe x16 slot • 3 PCIe x1 slot • 2 internal 3.5" bay supporting up to Two 2.5" hard drives (HDD/SSD/SED/SSHD) • 1 Slim external supporting optical drive • 1 external SD 4.0 Reader <p>Spare parts are available throughout the warranty period and or for up to "5" years after the end of production.</p>		
	Batteries	<p>This battery(s) in this product comply with EU Directive 2006/66/EC</p> <p>Batteries used in the product do not contain: Mercury greater the 1ppm by weight Cadmium greater than 20ppm by weight</p> <p>Battery size: CR2032 (coin cell) Battery type: Lithium</p>		
	Additional Information	<ul style="list-style-type: none"> • This product is in compliance with the Restrictions of Hazardous Substances (RoHS) directive - 2011/65/EC. • This HP product is designed to comply with the Waste Electrical and Electronic Equipment (WEEE) Directive – 2002/96/EC. • This product is in compliance with California Proposition 65 (State of California; Safe Drinking Water and Toxic Enforcement Act of 1986). • This product is in compliance with the IEEE 1680 (EPEAT) standard at the <gold> level, see www.epeat.net • Plastics parts weighing over 25 grams used in the product are marked per ISO11469 and ISO1043. • This product contains 20.3% post-consumer recycled plastic (by wt.) • This product is 93% recycle-able when properly disposed of at end of life. 		

Technical Specifications – Environmental

	Packaging Materials	External:	PAPER/Corrugated	1209 g
		Internal:	PLASTIC/EPE (Expanded Polyethylene)	128 g
			PLASTIC/Polyethylene low density	16 g
			PLASTIC/Polypropylene	15 g
		The EPE foam packaging material is made from 9.3% recycled content.		
		The corrugated paper packaging materials contains at least 45.3% recycled content.		
	Material Usage	<p>This product does not contain any of the following substances in excess of regulatory limits (refer to the HP General Specification for the Environment at http://www.hp.com/hpinfo/globalcitizenship/environment/pdf/gse.pdf):</p> <ul style="list-style-type: none"> • Asbestos • Certain Azo Colorants • Certain Brominated Flame Retardants – may not be used as flame retardants in plastics • Cadmium • Chlorinated Hydrocarbons • Chlorinated Paraffins • Formaldehyde • Halogenated Diphenyl Methanes • Lead carbonates and sulfates • Lead and Lead compounds • Mercuric Oxide Batteries • Nickel – finishes must not be used on the external surface designed to be frequently handled or carried by the user. • Ozone Depleting Substances • Polybrominated Biphenyls (PBBs) • Polybrominated Biphenyl Ethers (PBBEs) • Polybrominated Biphenyl Oxides (PBBOs) • Polychlorinated Biphenyl (PCB) • Polychlorinated Terphenyls (PCT) • Polyvinyl Chloride (PVC) – except for wires and cables, and certain retail packaging has been voluntarily removed from most applications. • Radioactive Substances • Tributyl Tin (TBT), Triphenyl Tin (TPT), Tributyl Tin Oxide (TBTO) 		
	Packaging Usage	<p>HP follows these guidelines to decrease the environmental impact of product packaging:</p> <ul style="list-style-type: none"> • Eliminate the use of heavy metals such as lead, chromium, mercury and cadmium in packaging materials. • Eliminate the use of ozone-depleting substances (ODS) in packaging materials. • Design packaging materials for ease of disassembly. • Maximize the use of post-consumer recycled content materials in packaging materials. • Use readily recyclable packaging materials such as paper and corrugated materials. • Reduce size and weight of packages to improve transportation fuel efficiency. • Plastic packaging materials are marked according to ISO 11469 and DIN 6120 standards. 		

Technical Specifications – Environmental

	End-of-life Management and Recycling	<p>Hewlett-Packard offers end-of-life HP product return and recycling programs in many geographic areas. To recycle your product, please go to: http://www.hp.com/go/reuse-recycle or contact your nearest HP sales office. Products returned to HP will be recycled, recovered or disposed of in a responsible manner.</p> <p>The EU WEEE directive (2002/95/EC) requires manufacturers to provide treatment information for each product type for use by treatment facilities. This information (product disassembly instructions) is posted on the Hewlett Packard web site at: http://www.hp.com/go/recyclers. These instructions may be used by recyclers and other WEEE treatment facilities as well as HP OEM customers who integrate and re-sell HP equipment.</p>
	Hewlett-Packard Corporate Environmental Information	<p>For more information about HP's commitment to the environment:</p> <p>Global Citizenship Report http://www.hp.com/hpinfo/globalcitizenship/gcreport/index.html</p> <p>Eco-label certifications http://www8.hp.com/us/en/hp-information/environment/ecolabels.html</p> <p>ISO 14001 certificates: http://www.hp.com/hpinfo/globalcitizenship/environment/pdf/PC_GBU_Product_Design_ISO_14K_Certificate.pdf and http://www.hp.com/hpinfo/globalcitizenship/environment/pdf/cert.pdf</p>

HP ProOne 600 G2 21.5-in Touch All-in-One PC				
Environmental Data	Eco-Label Certifications & declarations	<p>This product has received or is in the process of being certified to the following approvals and may be labeled with one or more of these marks:</p> <ul style="list-style-type: none"> • IT ECO declaration • US ENERGY STAR® • EPEAT® Gold registered in the United States. See http://www.epeat.net for registration status in your country. 		
	System Configuration	<p>The configuration used for the Energy Consumption and Declared Noise Emissions data for the Desktop model is based on a typically configured PC featuring a hard disk drive, a high efficiency power supply, and a Microsoft Windows® operating system.</p>		
	Energy Consumption (in accordance with US ENERGY STAR® test method)	115VAC, 60Hz	230VAC, 50Hz	100VAC, 60Hz
	Normal Operation (Short idle)	22.10 W	22.21 W	22.34 W
	Normal Operation (Long idle)	7.46 W	7.47 W	7.31 W
	Sleep	1.23 W	1.23 W	1.21 W
	Off	0.63 W	0.65 W	0.65 W
	<p>Note: Energy efficiency data listed is for an ENERGY STAR® compliant product if offered within the model family. HP computers marked with the ENERGY STAR® Logo are compliant with the applicable U.S. Environmental Protection Agency (EPA) ENERGY STAR® specifications for computers. If a model family does not offer ENERGY STAR® compliant configurations, then energy efficiency data listed</p>			

Technical Specifications – Environmental

	is for a typically configured PC featuring a hard disk drive, a high efficiency power supply, and a Microsoft Windows® operating system.		
Heat Dissipation*	115VAC, 60Hz	230VAC, 50Hz	100VAC, 60Hz
Normal Operation (Short idle)	76 BTU/hr	76 BTU/hr	76 BTU/hr
Normal Operation (Long idle)	26 BTU/hr	26 BTU/hr	25 BTU/hr
Sleep	4 BTU/hr	4 BTU/hr	4 BTU/hr
Off	2 BTU/hr	2 BTU/hr	2 BTU/hr
	*NOTE: Heat dissipation is calculated based on the measured watts, assuming the service level is attained for one hour.		
Declared Noise Emissions (in accordance with ISO 7779 and ISO 9296)	Sound Power (L _{WAd} , bels)	Sound Pressure (L _{pAm} , decibels)	
Typically Configured – Idle	3.1	20	
Fixed Disk – Random writes	3.2	20	
Longevity and Upgrading	This product can be upgraded, possibly extending its useful life by several years. Upgradeable features and/or components contained in the product may include:		
	<ul style="list-style-type: none"> • 6 USB ports • 2 memory slots • 2 M.2 PCIe slots • 1 internal 2.5" bay supporting a 2.5" hard drives (HDD/SSD/SED/SSHD) • 1 external slim optical drive • 1 external SD card reader <p>Spare parts are available throughout the warranty period and or for up to "5" years after the end of production.</p>		
Batteries	<p>This battery(s) in this product comply with EU Directive 2006/66/EC</p> <p>Batteries used in the product do not contain: Mercury greater the 1ppm by weight Cadmium greater than 20ppm by weight</p> <p>Battery size: CR2032 (coin cell) Battery type: Lithium</p>		

Technical Specifications – Environmental

	Additional Information	<ul style="list-style-type: none"> This product is in compliance with the Restrictions of Hazardous Substances (RoHS) directive - 2011/65/EC. This HP product is designed to comply with the Waste Electrical and Electronic Equipment (WEEE) Directive – 2002/96/EC. This product is in compliance with California Proposition 65 (State of California; Safe Drinking Water and Toxic Enforcement Act of 1986). This product is in compliance with the IEEE 1680 (EPEAT) standard at the Gold level, see www.epeat.net Plastics parts weighing over 25 grams used in the product are marked per ISO11469 and ISO1043. This product contains 40.4% post-consumer recycled plastic (by wt.) This product is 96.7% recycle-able when properly disposed of at end of life. 		
	Packaging Materials	External:	PAPER/Corrugated	1156 g
		Internal:	PLASTIC/EPE (Expanded Polyethylene)	414 g
		The plastic packaging material contains 0% recycled content.		
		The corrugated paper packaging materials contains at least 80% recycled content.		
	Material Usage	This product does not contain any of the following substances in excess of regulatory limits (refer to the HP General Specification for the Environment at http://www.hp.com/hpinfo/globalcitizenship/environment/pdf/gse.pdf): <ul style="list-style-type: none"> Asbestos Certain Azo Colorants Certain Brominated Flame Retardants – may not be used as flame retardants in plastics Cadmium Chlorinated Hydrocarbons Chlorinated Paraffins Formaldehyde Halogenated Diphenyl Methanes Lead carbonates and sulfates Lead and Lead compounds Mercuric Oxide Batteries Nickel – finishes must not be used on the external surface designed to be frequently handled or carried by the user. Ozone Depleting Substances Polybrominated Biphenyls (PBBs) Polybrominated Biphenyl Ethers (PBBEs) Polybrominated Biphenyl Oxides (PBBOs) Polychlorinated Biphenyl (PCB) Polychlorinated Terphenyls (PCT) Polyvinyl Chloride (PVC) – except for wires and cables, and certain retail packaging has been voluntarily removed from most applications. Radioactive Substances Tributyl Tin (TBT), Triphenyl Tin (TPT), Tributyl Tin Oxide (TBTO) 		

Technical Specifications – Environmental

	Packaging Usage	<p>HP follows these guidelines to decrease the environmental impact of product packaging:</p> <ul style="list-style-type: none"> • Eliminate the use of heavy metals such as lead, chromium, mercury and cadmium in packaging materials. • Eliminate the use of ozone-depleting substances (ODS) in packaging materials. • Design packaging materials for ease of disassembly. • Maximize the use of post-consumer recycled content materials in packaging materials. • Use readily recyclable packaging materials such as paper and corrugated materials. • Reduce size and weight of packages to improve transportation fuel efficiency. • Plastic packaging materials are marked according to ISO 11469 and DIN 6120 standards.
	End-of-life Management and Recycling	<p>Hewlett-Packard offers end-of-life HP product return and recycling programs in many geographic areas. To recycle your product, please go to: http://www.hp.com/go/reuse-recycle or contact your nearest HP sales office. Products returned to HP will be recycled, recovered or disposed of in a responsible manner.</p> <p>The EU WEEE directive (2002/95/EC) requires manufacturers to provide treatment information for each product type for use by treatment facilities. This information (product disassembly instructions) is posted on the Hewlett Packard web site at: http://www.hp.com/go/recyclers. These instructions may be used by recyclers and other WEEE treatment facilities as well as HP OEM customers who integrate and re-sell HP equipment.</p>
	Hewlett-Packard Corporate Environmental Information	<p>For more information about HP's commitment to the environment:</p> <p>Global Citizenship Report http://www.hp.com/hpinfo/globalcitizenship/gcreport/index.html</p> <p>Eco-label certifications http://www8.hp.com/us/en/hp-information/environment/ecolabels.html</p> <p>ISO 14001 certificates: http://www.hp.com/hpinfo/globalcitizenship/environment/pdf/PC_GBU_Product_Design_ISO_14K_Certificate.pdf and http://www.hp.com/hpinfo/globalcitizenship/environment/pdf/cert.pdf</p>

HP ProOne 600 G2 21.5-in Non-Touch All-in-One PC		
Environmental Data	Eco-Label Certifications & declarations	<p>This product has received or is in the process of being certified to the following approvals and may be labeled with one or more of these marks:</p> <ul style="list-style-type: none"> • IT ECO declaration • US ENERGY STAR®

Technical Specifications – Environmental

	<ul style="list-style-type: none"> EPEAT® Gold registered in the United States. See http://www.epeat.net for registration status in your country. 		
System Configuration	The configuration used for the Energy Consumption and Declared Noise Emissions data for the Desktop model is based on a typically configured PC featuring a hard disk drive, a high efficiency power supply, and a Microsoft Windows® operating system.		
Energy Consumption (in accordance with US ENERGY STAR® test method)	115VAC, 60Hz	230VAC, 50Hz	100VAC, 60Hz
Normal Operation (Short idle)	22.10 W	22.21 W	22.34 W
Normal Operation (Long idle)	7.46 W	7.47 W	7.31 W
Sleep	1.23 W	1.23 W	1.21 W
Off	0.63 W	0.65 W	0.65 W
	<p>Note: Energy efficiency data listed is for an ENERGY STAR® compliant product if offered within the model family. HP computers marked with the ENERGY STAR® Logo are compliant with the applicable U.S. Environmental Protection Agency (EPA) ENERGY STAR® specifications for computers. If a model family does not offer ENERGY STAR® compliant configurations, then energy efficiency data listed is for a typically configured PC featuring a hard disk drive, a high efficiency power supply, and a Microsoft Windows® operating system.</p>		
Heat Dissipation*	115VAC, 60Hz	230VAC, 50Hz	100VAC, 60Hz
Normal Operation (Short idle)	76 BTU/hr	76 BTU/hr	76 BTU/hr
Normal Operation (Long idle)	26 BTU/hr	26 BTU/hr	25 BTU/hr
Sleep	4 BTU/hr	4 BTU/hr	4 BTU/hr
Off	2 BTU/hr	2 BTU/hr	2 BTU/hr
	*NOTE: Heat dissipation is calculated based on the measured watts, assuming the service level is attained for one hour.		
Declared Noise Emissions (in accordance with ISO 7779 and ISO 9296)	Sound Power (L _{WAd} , bels)		Sound Pressure (L _{pAm} , decibels)
Typically Configured – Idle	3.2		21
Fixed Disk – Random writes	3.3		22
Longevity and Upgrading	This product can be upgraded, possibly extending its useful life by several years. Upgradeable features and/or components contained in the product may include:		
	<ul style="list-style-type: none"> 6 USB ports 2 memory slots 2 M.2 PCIe slots 1 internal 2.5" bay supporting a 2.5" hard drives (HDD/SSD/SED/SSHD) 1 external slim optical drive 		

Technical Specifications – Environmental

		<ul style="list-style-type: none"> 1 external SD card reader <p>Spare parts are available throughout the warranty period and or for up to “5” years after the end of production.</p>						
	Batteries	<p>This battery(s) in this product comply with EU Directive 2006/66/EC</p> <p>Batteries used in the product do not contain:</p> <ul style="list-style-type: none"> Mercury greater the 1ppm by weight Cadmium greater than 20ppm by weight <p>Battery size: CR2032 (coin cell) Battery type: Lithium</p>						
	Additional Information	<ul style="list-style-type: none"> This product is in compliance with the Restrictions of Hazardous Substances (RoHS) directive - 2011/65/EC. This HP product is designed to comply with the Waste Electrical and Electronic Equipment (WEEE) Directive – 2002/96/EC. This product is in compliance with California Proposition 65 (State of California; Safe Drinking Water and Toxic Enforcement Act of 1986). This product is in compliance with the IEEE 1680 (EPEAT) standard at the Gold level, see www.epeat.net Plastics parts weighing over 25 grams used in the product are marked per ISO11469 and ISO1043. This product contains 40.9% post-consumer recycled plastic (by wt.) This product is 96.6% recycle-able when properly disposed of at end of life. 						
	Packaging Materials	<table border="1"> <tr> <td>External:</td> <td>PAPER/Corrugated</td> <td>1156 g</td> </tr> <tr> <td>Internal:</td> <td>PLASTIC/EPE (Expanded Polyethylene)</td> <td>414 g</td> </tr> </table>	External:	PAPER/Corrugated	1156 g	Internal:	PLASTIC/EPE (Expanded Polyethylene)	414 g
External:		PAPER/Corrugated	1156 g					
Internal:	PLASTIC/EPE (Expanded Polyethylene)	414 g						
		The plastic packaging material contains 0% recycled content.						
		The corrugated paper packaging materials contains at least 80% recycled content.						
	Material Usage	<p>This product does not contain any of the following substances in excess of regulatory limits (refer to the HP General Specification for the Environment at http://www.hp.com/hpinfo/globalcitizenship/environment/pdf/gse.pdf):</p> <ul style="list-style-type: none"> Asbestos Certain Azo Colorants Certain Brominated Flame Retardants – may not be used as flame retardants in plastics Cadmium Chlorinated Hydrocarbons Chlorinated Paraffins Formaldehyde Halogenated Diphenyl Methanes Lead carbonates and sulfates Lead and Lead compounds Mercuric Oxide Batteries Nickel – finishes must not be used on the external surface designed to be frequently handled or carried by the user. Ozone Depleting Substances Polybrominated Biphenyls (PBBs) 						

Technical Specifications – Environmental

		<ul style="list-style-type: none"> • Polybrominated Biphenyl Ethers (PBBEs) • Polybrominated Biphenyl Oxides (PBBOs) • Polychlorinated Biphenyl (PCB) • Polychlorinated Terphenyls (PCT) • Polyvinyl Chloride (PVC) – except for wires and cables, and certain retail packaging has been voluntarily removed from most applications. • Radioactive Substances • Tributyl Tin (TBT), Triphenyl Tin (TPT), Tributyl Tin Oxide (TBTO)
	Packaging Usage	<p>HP follows these guidelines to decrease the environmental impact of product packaging:</p> <ul style="list-style-type: none"> • Eliminate the use of heavy metals such as lead, chromium, mercury and cadmium in packaging materials. • Eliminate the use of ozone-depleting substances (ODS) in packaging materials. • Design packaging materials for ease of disassembly. • Maximize the use of post-consumer recycled content materials in packaging materials. • Use readily recyclable packaging materials such as paper and corrugated materials. • Reduce size and weight of packages to improve transportation fuel efficiency. • Plastic packaging materials are marked according to ISO 11469 and DIN 6120 standards.
	End-of-life Management and Recycling	<p>Hewlett-Packard offers end-of-life HP product return and recycling programs in many geographic areas. To recycle your product, please go to: http://www.hp.com/go/reuse-recycle or contact your nearest HP sales office. Products returned to HP will be recycled, recovered or disposed of in a responsible manner.</p> <p>The EU WEEE directive (2002/95/EC) requires manufacturers to provide treatment information for each product type for use by treatment facilities. This information (product disassembly instructions) is posted on the Hewlett Packard web site at: http://www.hp.com/go/recyclers. These instructions may be used by recyclers and other WEEE treatment facilities as well as HP OEM customers who integrate and re-sell HP equipment.</p>
	Hewlett-Packard Corporate Environmental Information	<p>For more information about HP's commitment to the environment:</p> <p>Global Citizenship Report http://www.hp.com/hpinfo/globalcitizenship/gcreport/index.html</p> <p>Eco-label certifications http://www8.hp.com/us/en/hp-information/environment/ecolabels.html</p> <p>ISO 14001 certificates: http://www.hp.com/hpinfo/globalcitizenship/environment/pdf/PC_GBU_Product_Design_ISO_14K_Certificate.pdf and http://www.hp.com/hpinfo/globalcitizenship/environment/pdf/cert.pdf</p>

After-Market Options (availability may vary by region)

Business Monitors

	DM	SFF	MT	AiO	Part Number
HP ProDisplay P17A 17-inch 5:4 LED Backlit Monitor	X	X	X	X	F4M97AA
HP ProDisplay P202 20-inch Monitor	X	X	X	X	K7X27AA
HP ProDisplay P222va 21.5-inch Monitor	X	X	X	X	K7X30AA
HP ProDisplay P232 23-inch Monitor	X	X	X	X	K7X31AA
HP ProDisplay P222c 21.5-inch Video Conferencing Monitor	X	X	X	X	L4J08AA

Communication Devices

	DM	SFF	MT	AiO	Part Number
Intel® Ethernet I210 – T1 Gbe NIC Card		X	X		E0X95AA
Intel® 7265 802.11ac PCIe card		X	X		N4G85AA
Broadcom BCM943228Z 802.11n 2x2 DualBand PCIe x1 Card		X	X		N4M64AA

Graphics Solutions

	DM	SFF	MT	AiO	Part Number
AMD® Radeon™ R9 350 2GB PCIe x16 GFX Card			X		N3R91AA
NVIDIA® GeForce GT 730 2GB PCIe x8 GFX Card		X	X		N3R90AA
NVIDIA GeForce GT 720 2GB PCIe x16 GFX Card (China only)			X		T4E57AA
AMD Radeon R5 320 1GB PCIe x16 GFX Card (China only)			X		T9F48AA
NVIDIA Quadro NVS 310 1GB PCIe x16 GFX Card		X	X		M6V51AA
HP UHD USB Graphics Adapter	X	X	X	X	N2U81AA
HP DisplayPort Cable Kit	X	X	X	X	VN567AA
HP DisplayPort To DVI-D Adapter	X	X	X	X	FH973AA
HP DisplayPort to VGA Adapter	X	X	X	X	AS615AA
HP DisplayPort to HDMI 4K Adapter	X	X	X	X	K2K92AA
HP (Bulk) 700mm DisplayPort Cable Kit	X				V8Y77A6

Desktop Mini Accessories

	DM	SFF	MT	AiO	Part Number
HP Desktop Mini DVD DVD-Writer ODD Expansion Module	X				K9Q83AA
HP Desktop Mini 500GB HDD/ I/O Expansion Module	X				K9Q82AA
HP Desktop Mini Rack Mount Tray Kit	X				G1K21AA
HP Desktop Mini Security/Dual VESA Sleeve	X				G1K22AA
HP Desktop 90w Mini Power Supply Kit	X				L4R65AA
HP Desktop Mini Vertical Chassis Stand	X				G1K23AA
HP Desktop Mini LockBox	X				P1N78AA
HP Desktop Mini Port Cover Kit	X				P3R65AA
HP Desktop Mini I/O Expansion Module	X				K9Q84AA
HP Integrated Work Center Desktop Mini/Thin Client	X				G1V61AA
HP Single Monitor Arm	X				BT861AA
HP Quick Release Bracket	X			X	EM870AA

Data Storage Drives

	DM	SFF	MT	AiO	Part Number
HP 500GB SATA 6.0Gb/s Hard Drive		X	X		QK554AA

After-Market Options (availability may vary by region)

HP 1TB 7200rpm SATA 6Gbps Hard Drive		X	X		QK555AA
HP 128GB SATA Solid State Drive Desktop	X	X	X	X	QV063AA
Intel® Pro 2500 180GB SATA SED Opal2 Solid State Drive	X	X	X	X	P3X90AA
HP 256GB SATA 3D Solid State Drive	X	X	X	X	N1M49AA
HP 500GB SATA 6G 2.5 (8GB Cache) SSHD Drive	X	X	X	X	E1C62AA
HP 128-GB SED Opal 2 Solid State Drive	X	X	X	X	G1K24AA
HP Turbo Drive 128GB PCIe Solid State Drive (PCIe card)		X	X		J5V07AA
HP Turbo Drive 256GB PCIe Solid State Drive (PCIe card)		X	X		N3S12AA
HP Turbo Drive G2 256GB m.2 SSD Card				X	T4E65AA
HP 256GB SATA Value Non-SED Solid State Drive	X	X	X	X	W0U55AA
HP 256GB SATA TLC Non-SED Solid State Drive	X	X	X	X	P1N68AA

Input Devices

	DM	SFF	MT	AiO	Part Number
HP USB Business Slim Keyboard	X	X	X	X	N3R87AA
HP PS/2 Business Slim Keyboard		X	X	X	N3R86AA
HP PS/2 Keyboard		X	X	X	QY774AA
HP Conferencing Keyboard	X	X	X	X	K8P74AA
HP USB Smart Card (CCID) Keyboard	X	X	X	X	E6D77AA
HP USB and PS/2 Washable Keyboard and Mouse	X	X	X	X	BU207AA
HP USB Mouse	X	X	X	X	QY777AA
HP PS/2 Mouse		X	X	X	QY775AA
HP USB 1000dpi Laser Mouse	X	X	X	X	QY778AA
HP Wireless Business Slim Keyboard and Mouse*	X	X	X	X	QY449AA

*Keyboard contains 25% post-consumer recycled plastic material

System Memory

	DM	SFF	MT	AiO	Part Number
HP 4 GB DDR4-2133 DIMM		X	X		P1N51AA
HP 8 GB DDR4-2133 DIMM		X	X		P1N52AA
HP 4 GB DDR4-2133 SODIMM	X			X	P1N53AA
HP 8 GB DDR4-2133 SODIMM	X			X	P1N54AA
HP 16 GB DDR4-2133 SODIMM	X			X	P1N55AA

Multimedia Devices

	DM	SFF	MT	AiO	Part Number
HP 9.5mm Desktop G2 Slim DVD-ROM Drive		X	X		N1M41AA
HP 9.5mm Desktop G2 Slim DVD Writer Drive		X	X		N1M42AA
HP 9.5mm Desktop G2 Slim SATA BDXL Blu-Ray Writer		X	X		N1M43AA
HP 9.5mm AiO 600 G2 Slim DVD-ROM Drive				X	P1N65AA
HP 9.5mm EliteOne 600 G2 Slim DVD Writer Drive				X	P1N66AA
HP 9.5mm EliteOne 600 G2 Slim SATA BDXL Blu-Ray Writer				X	P1N67AA
HP Business Headset v2	X	X	X	X	T4E61AA
HP USB Business Speakers v2	X	X	X		D9J19AA

Security Devices

	DM	SFF	MT	AiO	Part Number
--	----	-----	----	-----	-------------

After-Market Options (availability may vary by region)

HP Solenoid Lock and Hood Sensor (USDT/SFF)		X	X		E0X97AA
HP Solenoid Lock and Hood Sensor (MT)			X		E0X96AA
HP SFF Wall Mount/Security Sleeve		X			VN570AA
HP UltraSlim Cable Lock	X	X	X		H4D73AA
HP (SFF) Wall Mount/Security Sleeve		X			F0K75AA

Other Stands and Accessories

	DM	SFF	MT	AiO	Part Number
HP 800/705/600 Adjustable Height Stand				X	N7H08AA
HP 800/705/600 Recline Stand				X	N7H09AA
HP SFF Integrated Work Center v3		X			F2P06AA
HP SFF Tower Stand		X			VN569AA
HP (10 Sets) 600/705 G2 MicroTower Bezel Support Kit			X		N1M44AA
HP (10 Sets) 600/705/800 G2 SFF Bezel Support Kit		X			N7H10AA
HP Serial Port Adapter (RS-232 compatible)		X	X		PA716A
HP PCIe x1 Parallel Port Card		X	X		N1M40AA
HP SuperSpeed USB 3.1 Gen 2 PCIe x1 Card		X	X		P1N75AA
HP USB to Serial Adapter	X				J7B60AA
HP Single Monitor Arm				X	BT861AA

LANDesk Software (E-Delivery)*

Contact your HP representative for available options.

*Optional and sold separately.

© Copyright 2017 HP Development Company, L.P. All rights reserved.

The information contained herein is subject to change without notice. The only warranties for HP products are set forth in the express limited warranty statements accompanying such products. Nothing herein should be construed as constituting an additional warranty. HP shall not be liable for technical or editorial errors or omissions contained herein. Microsoft and Windows are registered trademarks or trademarks of Microsoft Corporation in the U.S. and/or other countries. Intel, CeleronCore, Pentium are registered trademarks or trademarks of Intel Corporation in the U.S. and/or other countries. Bluetooth is a trademark of its proprietor, used by Hewlett-Packard Company under license. USB Type-C™ and USB-C™ are trademarks of USB Implementers Forum. NVIDIA, GeForce and Kepler are trademarks and/or registered trademarks of NVIDIA Corporation in the U.S. and other countries.

Change Log

Date of change:	Version History:		Description of change:
Oct 2, 2015	V1 to v2	Changed	Processor section edit and Slots for SFF and MT
Nov. 20, 2015	V2 to V3	Added	Multiple edits
Nov 24 2015	V3 to v2	Removed	vPro technology
Dec 09 2015	V3 o v4	Added	Multiple edits.
Jan 13 2016	V4 to V5	Added	VESA Support note and Marked AiO in After Market Options
Jan 20 2016	V5 to V6	Added	Port "USB 3.0 Type-C"
Jan 28, 2016	V6 to V7	Added	Internal SATA Ports
Feb 3, 2016	V7 to V8	Removed	HP USB Graphics Adapter. HP Dual Output USB Graphics Adapter.
Feb 18, 2016	V8 to V9	Changed	TWR to MT (Page 22)
Mar 14, 2016	V9 to V10	Added	512GB SATA 2.5" 3D Non-SED Solid State Drive Specs
Mar 28, 2016	V10 to V11	Added	HP 700mm DisplayPort Cable
Apr 1, 2016	V11 to v12	Added	Stand accessory
April 21, 2016	V12 to V13	update	Updated weight of SFF system
April 27, 2016	V13 to v14	update	Added turbo drive part number and updated environmental data
May 10, 2016	V14 to V15	Update	Added solid state drive options
July 06, 2016	V15 to v16	Update	Added response time on display panel
July 13, 2016	V16 to v17	Update	Removed compatibility of SSD from MT
July 29, 2016	V17 to v18	Update	Added security option
Aug 03, 2016	V18 to V19	Update	Fixed BIOS section
Sep 26, 2016	V19 to V20	Update	Intel 7265 card, Bluetooth Specification
October 10, 2016	V20 to V21	Update	Port of DM only value updated: USB 3.0 - 2 (front) including 1 fast charging
November 23, 2016	V21 to V22	Added	Added 512 GB SATA-3 (6Gb/s) 2.5" Opal2 SED Solid State Drive* under the Hard Disk and Solid State Storage section.
December 5, 2016	V22 to V23	Updated	SuperMulti references deleted
January 20, 2017	V23 to V24	Updated	DM Weights and Dimensions Section updated
February 1, 2017	V24 to V25	Updated	Page titles updated
February 24, 2017	V25 to V26	Update	Graphics section updated