



**Hewlett Packard**  
Enterprise

# **HPE G2 SWITCHED 3.6KVA/IEC C20 DETACHABLE 16A/100- 240V OUTLETS (8) C13/1U HORIZONTAL WW PDU (P9S11A)**

## **Power Distribution Units**



---

### **WHAT'S NEW**

- HPE G2 Switched Power Distribution Units (PDU) can operate reliably in rear rack temperatures of up to 60°C for extended periods of time, helping to reduce power

### **OVERVIEW**

Looking for a flexible and accurate power distribution solution that supports both local and remote power management?

The HPE G2 Switched Power Distribution Unit (PDU) provides both local and remote power management for your IT racks.

requirements for rack cooling.

- HPE offers multiple G2 Switched PDU form factors that promote efficient use of space in the rack and provide flexibility in how each PDU can be mounted and configured with cables.
- Color-coded receptacles on single and three phase models to easily distinguish between the different load segments/phases.
- Hot swappable Network Management Card (NMC) supporting zero power down-time when maintenance required.
- Choose the optional Locking Power Cord for secure cable retention to both the PDU and target device.
- Remote access through industry-first PDU support for 1Gb Ethernet

An LCD screen provides local monitoring and alert indications, while remote access and configuration are available through Secure Web, SNMP, CLI, or Telnet interfaces. Remote outlet monitoring offers  $\pm 1\%$  billing grade accuracy while remote switching capabilities support power on/off functionality to remotely reboot equipment or restrict outlet usage. The G2 Switched PDU features a low-profile, single-piece design that provides multiple mounting options with ease of access to rear devices for maintenance. It is compatible with all Advanced and Enterprise Series racks, as well as with many non-HPE racks using standard button and keyhole mounting. Multiple options are available supporting vertical/OU configurations.

## FEATURES

### Local And Remote Power Distribution Management

HPE G2 Switched Power Distribution Units (PDU) with remote outlet switching provides power on/off capabilities to remotely reboot equipment or restrict outlet usage.

Remotely access and configure each PDU through secure Web, SNMP, CLI, or Telnet Interfaces with the ability to daisy-chain up to four units to share the same network connection and IP address.

Operational capability to 60°C in the rear of the rack for continuity of power should rack temperatures spike.

An advanced LCD screen on HPE G2 Switched Power Distribution Units (PDU) provides local monitoring and alert indications.

Supports both Local and LDAP security with multiple access levels to provide enhanced security.

### Flexible, Simple Installation and Maintenance

HPE G2 Switched Power Distribution Units feature a low-profile, single-piece design supporting multiple mounting options and ease of access to rear devices for maintenance.

Each PDU can be installed on either side of the rack with outlets facing the back of the rack for easy access and improved clearance.

Install PDU units side by side on both sides of the rack with the outlets facing in towards the center of the rack for high density configurations.

Support for integrated power cord retention on all IEC receptacles that work with standard power cords.

Add an optional environmental sensor which can measure air temperature and humidity in the front or rear of the rack, sending alerts over the network based on user-defined thresholds.

### Compatible With a Wide Range of HPE and Non-HPE Rack Solutions

HPE G2 Switched Power Distribution Units are designed to provide complete compatibility with Advanced and Enterprise Series racks.



The PDU is also compatible with a wide range of non-HPE racks using standard button and keyhole mounting.

Designed for vertical/OU rack configurations offering both half and full-height form factors.

## Technical specifications

### HPE G2 Switched 3.6kVA/IEC C20 Detachable 16A/100-240V Outlets (8) C13/1U Horizontal WW PDU

<b>Product Number (SKU)</b>	P9S11A
<b>Mounting options</b>	OU/Horizontal, and 1U/Horizontal
<b>Outlet type</b>	C-13
<b>Power capacity</b>	Less than 5kVA
<b>Power distribution</b>	Single Phase
<b>Minimum dimensions ( H x W x D)</b>	44.35 x 26.97 x 4.34 cm
<b>Weight</b>	4.08 kg
<b>Warranty</b>	HPE Power Distribution Units are supported with a limited 3-year warranty which automatically assumes the HPE Foundation Care service coverage level of any covered HPE ProLiant server in the same rack.



[For additional technical information, available models and options, please reference the QuickSpecs](#)

## HPE POINTNEXT

Access expertise at every step of your IT journey with [HPE Pointnext Services](#). [Advisory Services](#) focuses on your business outcomes and goals, to design your transformation and build a roadmap tuned to your unique challenges. Our [Professional](#) and [Operational Services](#) help speed up time-to-production and keep your IT stable and reliable.

### Operational Services from HPE Pointnext Services

- [HPE Datacenter Care](#) helps modernize and simplify IT operations. Partner with an assigned account team, access technical expertise, an enhanced call experience gives you priority access, choose hardware and software support, implement proactive monitoring to help stay ahead of issues, and access HPE IT best practices and IP.
- [HPE Proactive Care](#) offers an enhanced call experience and helps reduce problems with personalized proactive reports and advice. This also includes collaborative software support for Independent Software Vendors (ISVs), (Red Hat, VMWare, Microsoft, etc.). [Read more](#)
- [HPE Foundation Care](#) helps when there is a problem and has a choice of response levels. Collaborative software support is included and provides troubleshooting help for ISVs running on your server. [Read more.](#)

### Other related services

[Defective Media Retention](#) is optional and applies only to Disk or eligible SSD/Flash Drives replaced by HPE due to malfunction.

[HPE Service Credits](#) offers a menu of technical services, access additional resources, and specialist skills.

[HPE Education Services](#) provides comprehensive training designed to expand the skills of your IT staff and keep them up to speed with the latest technologies.

Consult your HPE Sales Representative or Authorized Channel Partner of choice for any additional questions and support options.


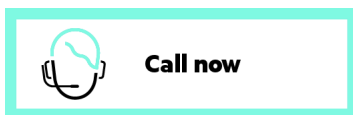
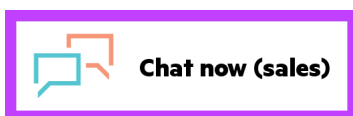
## HPE GREENLAKE

[HPE Greenlake](#) is HPE's market-leading IT as-a-Service offering that brings the cloud experience to apps and data everywhere – data centers, multi-clouds, and edges – with one unified operating model. HPE GreenLake delivers public cloud services and infrastructure for workloads on premises, fully managed in a pay per use model.

If you are looking for more services, like **IT financing solutions**, please [explore them here](#).

**Make the right purchase decision.  
Contact our presales specialists.**

[Find a partner](#)



© Copyright 2020 Hewlett Packard Enterprise Development LP. The information contained herein is subject to change without notice. The only warranties for Hewlett Packard Enterprise products and services are set forth in the express warranty statements accompanying such products and services. Nothing herein should be construed as constituting an additional warranty. Hewlett Packard Enterprise shall not be liable for technical or editorial errors or omissions contained herein.

Parts and Materials: HPE will provide HPE-supported replacement parts and materials required to maintain the covered hardware.

Parts and components that have reached their maximum supported lifetime and/or the maximum usage limitations as set forth in the manufacturer's operating manual, product quick-specs, or the technical product data sheet will not be provided, repaired, or replaced as part of these services.

Image may differ from the actual product  
[PSN1009830224SEEN](#), June 06, 2020.