

# Panasonic

## PT-VW440 Series PT-VW330 Series

LCD Projectors

PT-VW431DU PT-VW330U  
PT-VW435NU PT-VX400NTU  
PT-VW440U PT-VX400U  
PT-VX505NU  
PT-VX510U

### Advanced Portable Projectors

with High Brightness, DIGITAL LINK\*,  
Wireless Functions\*\*, and Abundant Features.



\* DIGITAL LINK: PT-VW431DU only.

\*\* Wireless function: PT-VW435NU/VX505NU/VX400NTU only.



# Advanced Portable Projectors for Versatile Use

Presenting the PT-VW440 Series with its brighter, crisper projection, and the PT-VW330 Series with its versatile eco functions.

A DIGITAL LINK-ready model and Wireless-ready models are also available to support every situation — from business to education.

## DIGITAL LINK Projection Advantages

VW431DU



### High-quality digital transmission over a single cable:

By combining the PT-VW431DU and optional ET-YFB100G Digital Interface Box, video, audio and control signals can be transmitted up to 328 feet (100 meters) through a single CAT5e (STP) cable or higher. This simplifies cabling and system upgrades, making it ideal for ceiling-mounted and other permanent installations.

### Compatible with another manufacturer's equipment:

In addition to connecting to the optional ET-YFB100G Digital Interface Box, the DIGITAL LINK terminal is compatible with another manufacturer's peripheral devices.\* This makes it easy to configure a wide variety of systems.

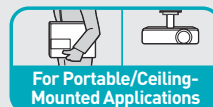
\* All confirmed compatible models will be listed on the website.

## Wireless Projection Advantages

VW435NU

VX505NU

VX400NTU



### Smoother, more productive meetings:

Set-up is easy and multiple participants can bring and use their own notebook PCs for projection.

### Presentations can be made from anywhere in the room:

PCs can be arranged in a flexible layout without passing around cables.

### Smart presentations with iOS/Android devices:

PowerPoint® /PDF files, JPEG images, web pages,\* and photos\*\* can be projected by wireless transmission from iOS/Android devices.

\* For iOS devices only.

\*\* Only for photos taken with the built-in camera of an iOS device.

## PT-VW440 SERIES

## Superbly Bright Portables



### PT-VW431DU

WXGA 4,300 lm 3,500:1  
1.6x Zoom DIGITAL LINK



### PT-VW435NU

WXGA 4,300 lm 3,500:1  
1.6x Zoom Wireless Function

NEW



### PT-VW440U

WXGA 4,800 lm 3,500:1  
1.6x Zoom



### PT-VX505NU

XGA 5,000 lm 4,000:1  
1.6x Zoom Wireless Function

NEW



### PT-VX510U

XGA 5,500 lm 4,000:1  
1.6x Zoom

## PT-VW330 SERIES

## Compact and Eco-friendly



### PT-VW330U

WXGA 3,000 lm 2,000:1  
1.6x Zoom Side-by-Side/P-in-P



### PT-VX400NTU

XGA 4,000 lm 2,000:1  
1.6x Zoom Wireless Function



### PT-VX400U

XGA 4,000 lm 2,000:1  
1.6x Zoom

# Superb Performance in a Compact Body

## A Highly Bright Portable with a Maximum of 5,500 lm\*1

VW431DU VW435NU VW440U VX505NU VX510U

The PT-VX505NU/VX510U and PT-VW431DU/VW435NU/VW440U rank high in the portable projector category with a high brightness ranging from 4,300 lm to 5,500 lm, respectively. All models also incorporate a variable iris that produces a high contrast of 4,000:1/3,500:1.\*1 This all combines to provide brighter, sharper projection for versatile situations.

## 4,000 lm/3,000 lm\*2 of Brightness in a Compact Body

VW330U VX400NTU VX400U

A remarkable 4,000 lm/3,000 lm\*2 of brightness have been achieved in a compact, easy-to-carry body, weighing only 7.9 lbs (3.6 kg) or less.\*3 Bright, clear images enhance a variety of viewing situations and applications.

## The Daylight View Basic Function Ensures Clear Images Even in Brightly Lit Rooms

VW431DU VW435NU VW440U VX505NU VX510U

Panasonic's Daylight View Basic technology achieves sharp, easy-to-see images by clearly reproducing the details in dark image areas, which were previously difficult to see in brightly lit rooms. A built-in sensor measures the ambient light, and the Daylight View Basic function adjusts the halftone color and brightness level according to the surrounding illumination.

## Long-Lasting Lamps and Air Filters

VW431DU VW435NU VW440U VX505NU VX510U  
VW330U VX400NTU VX400U

The PT-VW330U/VX400NTU/VX400U have a maximum lamp replacement cycle of 5,000 hours.\*4 The air filters of the PT-VW330U/VX400NTU/VX400U also have a replacement cycle of 6,000 hours.\*5 This reduces maintenance hassles for long periods of use, and helps to lower maintenance costs and reduce environmental impact.

| Model  | Lamp Replacement Cycle*4 | Air Filter          |   |
|--|--------------------------|---------------------|---|
|  |                          | Replacement Cycle*5 | Types   |
| PT-VW431DU/<br>VW435NU/VW440U/<br>VX505NU/VX510U | 4,000 hours              | 4,000 hours         | Pleated Micro Cut Filters*6<br>(in 2 locations) |
| PT-VW330U/VX400NTU/<br>VX400U                    | 5,000 hours              | 6,000 hours         | Three-layered Air Filters<br>(in 2 locations)   |

## Quiet 29-dB\*7 Design Does Not Interrupt Meetings or Classes

VW431DU VW435NU VW440U VX505NU VX510U  
VW330U VX400NTU VX400U

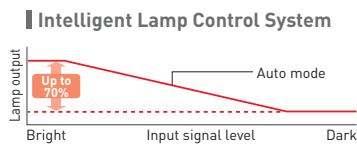
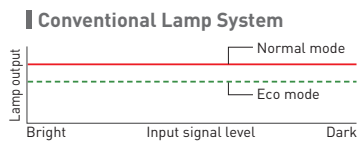
The quiet design keeps noise levels down to 29 dB,\*7 so the sound of the cooling fan is hardly noticeable. This helps the audience to keep their attention on the speech when someone is giving a presentation or on the screen images during quiet scenes.

# Versatile Eco Performance Helps the Environment

## Intelligent Lamp Control System Reduces Power Consumption

VW330U VX400NTU VX400U

When the lamp power is set to Auto, the intelligent lamp control system automatically adjusts the lamp output in accordance with the brightness of the projected image and reduces it by up to 70%. It also combines with color shift correction, which corrects the shift in the color balance that occurs when the lamp output drops. As a result, power consumption is effectively reduced while excellent color reproduction is maintained.



## Displaying the Total Amount of Reduced Power Consumption and CO2 Emission

VW330U VX400NTU VX400U

When the lamp power is set to Eco1, Eco2 or Auto, you can display the total amount of reduced power consumption and decreased CO2 emission compared to when the lamp power is set to Normal. It can be shown by day, month or year. Quantitatively checking these reduction amounts helps to increase the awareness of energy saving and the environment.



## Environmentally Friendly Standby Power Consumption

VW431DU VW435NU VW440U VX505NU VX510U  
VW330U VX400NTU VX400U

When the Standby mode is set to Eco, the standby power consumption is up to 0.48 W.\*8 This lowers running costs, and helps to reduce environment impact.

## Ecology-Conscious Design

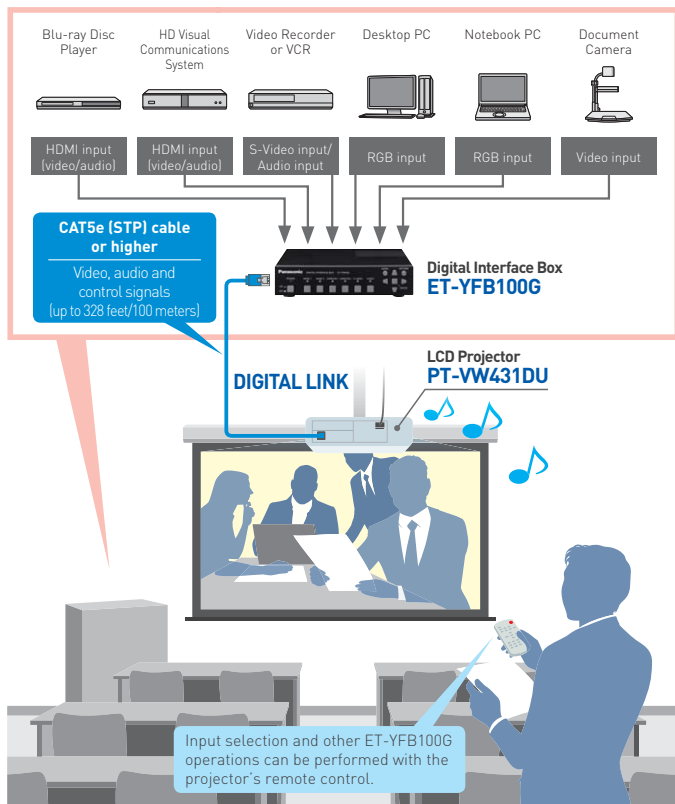
- No halogenated flame retardants are used in the cabinet.
- Non-coated cabinet for easy recycling (For the PT-VW431DU/VW435NU/VW440U/VX505NU/VX510U).
- Lead-free glass is used for the lens.
- Lamp power switching further reduces power consumption.
- Standby power consumption of only 0.48 W\*8 has been achieved.
- RoHS compliant

\*1 Brightness by model — PT-VX510U: 5,500 lm, PT-VX505NU: 5,000 lm, PT-VW440U: 4,800 lm, PT-VW431DU/VW435NU: 4,300 lm. Contrast by model — PT-VX510U/VX505NU: 4,000:1, PT-VW431DU/VW435NU/VW440U: 3,500:1  
 \*2 The PT-VX400NTU/VX400U has 4,000 lm and the PT-VW330U has 3,000 lm of brightness.  
 \*3 Weight by model: PT-VX400NTU: approx. 7.9 lbs (3.6 kg), PT-VW330U/VX400U: approx. 7.7 lbs (3.5 kg).  
 \*4 This is the maximum value when the lamp power is set to Eco (Eco1 or Eco2 in the PT-VW330U/VX400NTU/VX400U), with the lamp turned on for 2 hours and off for 0.25 hour. Increases in the lamp on cycle or extended use with the lamp continuously turned on will shorten the lamp replacement cycle. When the lamp power is set to Normal, the lamp replacement cycle is 2,500 hours for the PT-VW431DU/VW435NU/VW440U/VX505NU/VX510U and 3,000 hours for the PT-VW330U/VX400NTU/VX400U. The usage environment affects the lamp replacement cycle.  
 \*5 The lamp power: PT-VW431DU/VW435NU/VW440U/VX505NU/VX510U: Eco, PT-VW330U/VX400NTU/VX400U: Eco1 or Eco2. The usage environment affects the duration of the filter.  
 \*6 Electrostatic filters.  
 \*7 When the lamp power is set to Eco (Eco1 or Eco2 for the PT-VW330U/VX400NTU/VX400U) for the PT-VW431DU/VW435NU/VX505NU/VW330U/VX400NTU/VX400U. Noise level is 31dB for the PT-VW440U/VX510U when the lamp power is set to Eco.  
 \*8 Standby power consumption: PT-VW431DU/VW435NU/VW440U/VX505NU/VX510U: 0.3 W, PT-VW330U/VX400NTU/VX400U: 0.48 W. Standby mode: Eco. When the Standby mode is set to Eco, network functions such as standby on via LAN are not available. Also, only certain commands can be received for external control using the serial terminal.

# Convenient Functions for Portable and Ceiling-Mounted Applications

## Transmits Digital Signals up to 328 feet (100 meters) with a Single Cable

VW431DU



### • Easy System Upgrade — By Combining with the Optional ET-YFB100G Digital Interface Box

Simply combine the DIGITAL LINK-ready PT-VW431DU with the optional ET-YFB100G Digital Interface Box, which is equipped with a variety of in/out terminals, including HDMI, to transmit video, audio and control signals up to 328 feet (100 meters) through a single CAT5e (STP) cable or higher. This simplifies cabling for ceiling-mounted and other permanent installations because it only requires running a single cable to the projector. Also, input selection and other permanent installations because it only requires running a single cable to the projector. Also, input selection and other permanent installations because it only requires running a single cable to the projector. Also, input selection and other permanent installations because it only requires running a single cable to the projector.

### Digital Interface Box ET-YFB100G (optional)



### ET-YFB100G Terminals



### • Compatible with another manufacturer's equipment

DIGITAL LINK is an original function added to technology based on the transmission standards used in Crestron's DigitalMedia 8G, Extron's XTP Systems, etc. This means that, in addition to its connection with the ET-YFB100G, it allows connection with a variety of another manufacturer's equipment, including Crestron, Extron, and AMX switchers. It offers easy compatibility with various systems.

For more information about another manufacturer's confirmed equipment, please visit <http://panasonic.net/avc/projector/>

## 10-Watt Speakers and a Microphone Input Enables Audio Playback Directly from the Projector

VW431DU

VW435NU

VW440U

VX505NU

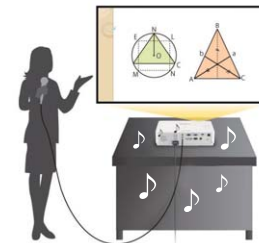
VX510U

VW330U

VX400NTU

VX400U

These portable projectors feature high-output 10-watt speakers that produce a high sound volume without requiring external speakers. They also feature a microphone input terminal that allows microphone sounds to be output from the projector. These features make presentations even more effective.



## HDMI Input Terminal and Abundant Interfaces

VW431DU

VW435NU

VW440U

VX505NU

VX510U

VW330U

VX400NTU

VX400U

Extensive interfaces include an HDMI input terminal, 2 sets of computer (RGB) input terminals, a wired LAN terminal, and a serial (RS-232C) terminal for external control. These features support a wide range of system architectures for portable or ceiling-mounted use.

### PT-VW431DU/VW435NU/VW440U/VX505NU/VX510U Terminals



\* Featured image: PT-VW435NU/VX505NU.

\* The PT-VW431DU LAN terminal can also be used for DIGITAL LINK connection.

\* The PT-VW431DU/VW440U/VX510U are not equipped with USB A/USB B terminals.

### PT-VW330U/VX400NTU/VX400U Terminals



\* Featured image: PT-VX400NTU.

\* The PT-VW330U/VX400U are not equipped with USB A/USB B terminals.

## Easy Remote Monitoring and Control over a LAN

VW431DU

VW435NU

VW440U

VX505NU

VX510U


VW330U

VX400NTU

VX400U

Web browser on a computer connected through a LAN system lets you remotely operate projectors and check their status. An e-mail messaging function can also notify you when a lamp needs replacement, and indicate the overall projector status.

In addition, Multi Projector Monitoring and Control Software is available for monitoring and controlling multiple Panasonic projectors from a single PC. The wired LAN terminal is compatible with PLink™ (class1), an open protocol that is used by many manufacturers, to enable integrated control of systems that contain different brands of projectors.



## Crestron Connected™

VW431DU

VW435NU

VW440U

VX505NU

VX510U

The LAN terminal allows a computer connected to the network to use Crestron Connected™ application software to manage and control system devices.

## Easy Wireless Projection from Multiple PCs



**Smoother, more productive meetings**  
Set-up is easy and multiple participants can bring and use their own notebook PCs for projection.

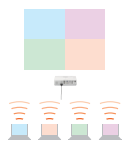


**Presentations from anywhere**  
PCs can be arranged in a flexible layout without passing around cables.

### • Wireless Manager ME 6.0/5.5\*9 Multifunctional Application Software

VW435NU VX505NU VX400NTU

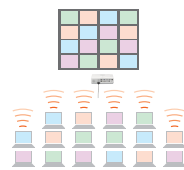
The Wireless Manager ME 6.0/5.5\*9 application provided with the projector allows easy transfer\*10 of data from the screen of a personal computer\*11 through a PC's wireless LAN function.\*12 It can be used to transfer audio files.\*13 Screen images from multiple computers can also be projected, and Multi-Live mode allows the simultaneous projection of up to 16 computers. The newest Wireless Manager ME 6.0, which supports the PT-VW435NU/VX505NU, greatly shortens the starting time and increases the transfer speed. The graphical user interface (GUI) has been redesigned to make operation simpler and easier to understand. This all combines to make presentations more flexible and effective.



**Four-Window Multi Style**  
displays up to four computer screens at a time.

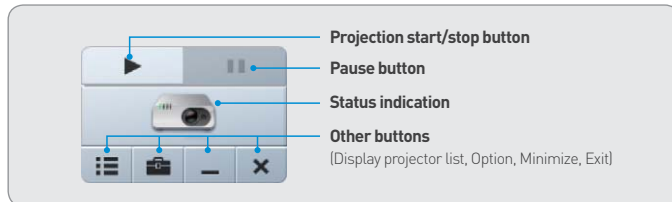


**Four-Window Index Style**  
displays thumbnails of four computer screens.



**16-Window Index Style**  
displays thumbnails of 16 computer screens.

### || The new GUI makes operation more intuitive (Wireless Manager ME 6.0)



### • The Optional Easy Wireless Stick (ET-UW100) Simplifies Wireless Projection

VW435NU VX505NU VX400NTU

The ET-UW100 integrates a wireless application and a wireless LAN adapter. Simply plug it into the computer's USB port for easy wireless projection\*14 of the computer screen.\*11 Multi-Live mode\*15 lets you project images from up to 16 computers simultaneously.



For more information about wireless function, please visit  
<http://panasonic.net/avc/projector/>

## Wireless Projection from a Tablet or Smartphone

VW435NU VX505NU VX400NTU

In addition to the "Panasonic Wireless Projector for iOS" application software, which allows wireless projection from an iPad, iPhone, or iPod touch, the "Panasonic Wireless Projector for Android" application software is newly provided. They both let you send PowerPoint® or PDF files and images for more engaging presentations. Both applications are available for downloading free of charge — Panasonic Wireless Projector for iOS from the App Store, and Panasonic Wireless Projector for Android from Google Play.



For more information, please visit  
<http://panasonic.net/avc/projector/>

## USB Display Function for Easy Projection Using a USB Cable

VW435NU VX505NU VX400NTU

By installing the Wireless Manager ME 6.0/5.5 application in a personal computer in advance and connecting\*17 the USB ports on the projector and the computer with a USB cable, Wireless Manager ME 6.0/5.5 will automatically start up and output computer images and sound from the projector. Multi-Live mode and other functions can also be used in the same manner as when using a wireless connection.

## USB Memory Viewer for Projection without a Personal Computer

VW435NU VX505NU VX400NTU

JPG/BMP image files and text files stored on a USB memory device can be projected by simply inserting the USB memory device into the USB port of the PT-VW435NU/VX505NU/VX400NTU. This makes it easy to give presentations without having to use a computer.



Featured image: PT-VW435NU/VX505NU

## 1.6x Zoom Lens Allows Flexible Installation

VW431DU VW435NU VW440U VX505NU VX510U  
VW330U VX400NTU VX400U

When projecting onto a 100-inch wide screen, the 1.6x zooms lens lets the PT-VW431DU/VW435NU/VW440U, for example, support a wide range of projection distances, from 8.2 to 13.5 feet [2.5 to 4.1 meters].

## Lens Shift Moves the Image Vertically Without Distortion

VW431DU VW435NU VW440U VX505NU VX510U

The PT-VW431DU/VW435NU/VW440U/VX505NU/VX510U feature the Lens Shift function in the vertical direction. It moves the image position vertically without distorting it.



\*9 The PT-VW435NU/VX505NU includes Wireless Manager ME 6.0, and the PT-VX400NTU includes Wireless Manager ME 5.5. \*10 DVD video, Blu-ray video and content set with DRM (Digital Rights Management) cannot be transferred. \*11 Wireless Manager ME 6.0 and the ET-UW100 are supported by Windows®XP/Windows Vista®/Windows®7 and Macintosh [Mac OS X v10.6/v10.7]. Wireless Manager ME 5.5 is supported by Windows®XP/Windows Vista®/Windows®7 and Macintosh [Mac OS X v10.4/v10.5/v10.6/v10.7]. \*12 If the computer is not equipped with a wireless LAN function, a wireless LAN card is required. In the case of Macintosh computers, only the built-in wireless LAN function is supported. Network functions such as Live mode and Multi-Live mode can also be used with a wired LAN. \*13 Windows®7 and Windows Vista® computers must be logged on to using the Administrator's account. The first time that a Windows®7 computer is used, the sound driver may require setting. \*14 The ET-UW100 will not transfer audio files. \*15 Multi-Live mode supports only the 16-Window Index Style. \*16 Files that are saved anywhere other than these locations cannot be projected. Also, PDF files that contain animation, links, have open passwords, or have been scanned at high resolution cannot be sent. \*17 The first time a USB cable is connected, a USB driver must be installed.

# Convenient Functions for Portable and Ceiling-Mounted Applications

## A Wide Variety of Functions for Easy Setup

VW431DU VW435NU VW440U VX505NU VX510U  
VW330U VX400NTU VX400U

### • Auto Input Signal Search

The Auto Input Signal Search function automatically detects the input signal and selects the input channel based on the signal. This function lets you start a presentation without any complicated setup required.

### • Input Guidance Function

If the input signal cannot be detected, the Input Guidance function will display connection instructions on the projector screen, for easy setup.

### • Real-Time Keystone Correction\*18

With Real-Time Keystone Correction, the projector automatically senses if you adjust its angle (in the vertical direction) during operation and instantly makes whatever keystone correction is necessary for optimal viewing.

### • Color-board and Blackboard modes

Color-board and Blackboard modes adjust the colors to make high-quality projection possible in rooms that don't have a screen.

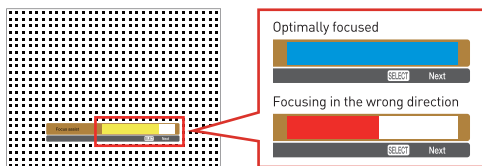
## Easy Setting Function for Even Easier Setup

VX400NTU

When the Auto Setup button is pressed, a camera inside the projector detects the condition of the projected image. In addition to Auto Input Signal Search and Auto Setup, the projector then makes the following adjustments. This makes setup even easier:

### • Focus Assist

A focusing guide is displayed to help the focus adjustment.



### • Screen Fitting

The projection screen size and horizontal/vertical Keystone correction (trapezoidal correction) are automatically adjusted to fit the screen.\*19



### • Wall Color Compensation


When projecting onto a colored wall, blackboard, or other similar surface, the white balance is automatically adjusted.



## Side-by-Side and P-in-P Function\*20 (PT-VW330U)

VW330U

Two different image sources can be simultaneously displayed onto a single screen. You can also switch to P-in-P (Picture-in-Picture) mode and display a sub-window onto the main screen. The sub-window can be positioned at any of the four corners (upper left, upper right, lower left, lower right) to expand the usable area as only a wide-screen projector can do.



Side-by-Side Mode

P-in-P Mode

## Easy Lamp/Air Filter Replacement Simplifies Maintenance

VW431DU VW435NU VW440U VX505NU VX510U  
VW330U VX400NTU VX400U

For easier maintenance, you can replace the lamp from the top even after the projector is installed on the ceiling. And the PT-VW431DU/VW435NU/VW440U/VX505NU/VX510U have one air filter on the side and one on the back, while the PT-VW330U/VX400NTU/VX400U have one on the side and one on the bottom. This eliminates the need to detach the projector from its ceiling bracket and greatly simplifies maintenance.



Featured image: PT-VW440 Series

## Direct Power Off

VW431DU VW435NU VW440U VX505NU VX510U  
VW330U VX400NTU VX400U

The Direct Power Off function keeps the cooling fan turned on even when you unplug the power cord right after use. This lets you put everything away and carry the projector quickly to your next presentation or lecture.

## Convenient Carrying Bag

VW431DU VW435NU VW440U VX505NU VX510U  
VW330U VX400NTU VX400U

A carrying bag with a handy shoulder strap comes with the projector. This bag helps protect the projector from impacts.



## Other Features

- Effective theft prevention with the startup logo\*21
- Projector identification system for remote control allocation of up to six projectors
- The Wireless Mouse function (PT-VW435NU/VX505NU/VX400NTU) enables you to operate a computer's mouse pointer by the projector's wireless remote control
- Built-in closed caption decoder
- AMX D. D. compliant

\*18 Keystone correction is performed in the PT-VX400NTU when using the Easy Setting function.

\*19 If the screen border cannot be detected, the projection screen size adjustment is not made. In this case, only the horizontal/vertical Keystone correction is done.

\*20 This function is not effective for some source combinations.

\*21 The included Logo Transfer Software is required to upload a new logo.

# Specifications

| Model                         | PT-VW431DU   | PT-VW435NU  | PT-VW440U   | PT-VX505NU   | PT-VX510U   |  |
|-------------------------------|--|---|---|--|---|--|
| Power supply                  | 100-240 V AC, 50/60 Hz   |   |   |  |   |  |
| Power consumption             | 365 W [0.3 W when standby mode set to Eco*1, 12.5 W when standby mode set to Network. (19.7 W with DIGITAL LINK, 27.5 W when standby mode of sound set to ON.)]  | 365 W (0.3 W when standby mode set to Eco*1, 12.9 W when standby mode set to Network.)  | 365 W (0.3 W when standby mode set to Eco*1, 11.5 W when standby mode set to Network.)  | 365 W (0.3 W when standby mode set to Eco*1, 12.9 W when standby mode set to Network.)                           | 365 W (0.3 W when standby mode set to Eco*1, 11.5 W when standby mode set to Network.)  |  |
| LCD panel                     | Panel size   | 0.59 in (15 mm) diagonal (16:10 aspect ratio)   |   |  | 0.63 in (16 mm) diagonal (4:3 aspect ratio)   |  |
|                               | Display method   | Transparent LCD panel (x 3, R/G/B)  |   |  |   |  |
|                               | Pixels   | 1,024,000 (1,280 x 800) x 3, total of 3,072,000 pixels  |   |  | 786,432 (1,024 x 768) x 3, total of 2,359,296 pixels                                    |  |
| Lens                          | 1.6x manual zoom (throw ratio: 1.18–1.90:1), manual focus, F 1.60–2.12, f 15.28–24.62 mm   |   |   |  |   |  |
| Lamp                          | 280 W x 1, lamp replacement cycle (lamp power: Normal/Eco): 2,500 hours/4,000 hours*2  |   |   |  |   |  |
| Screen size [diagonal]        | 30–300 in [0.76–7.62 m], 16:10 aspect ratio  |   |   | 30–300 in [0.76–7.62 m], 4:3 aspect ratio  |   |  |
| Brightness*3                  | 4,300 lm (lamp power: Normal)  |   | 4,800 lm (lamp power: Normal)   | 5,000 lm (lamp power: Normal)  | 5,500 lm (lamp power: Normal)   |  |
| Center-to-corner uniformity*3 | 85 %   |   |   |  |   |  |
| Contrast*3                    | 3,500:1 (full on/full off, lamp power: Normal, Iris: On)   |   |   | 4,000:1 (full on/full off, lamp power: Normal, Iris: On)   |   |  |
| Resolution                    | 1,280 x 800 pixels*4   |   |   | 1,024 x 768 pixels*5   |   |  |
| Scanning frequency            | HDMI/DIGITAL LINK (PT-VW431DU only)  | fh: 25–80 kHz, fv: 24–85 Hz, dot clock: 162 MHz or lower  |   |  |   |  |
|                               | RGB (analog)   | fh: 15–100 kHz, fv: 50–100 Hz, dot clock: 140 MHz or lower [Signals exceeding the dot clock rate of 140 MHz are downsampled.]   |   |  |   |  |
|                               | YPbPr (YCbCr)  | fh: 15.75 kHz, fv: 60 Hz [480i(525i)]<br>fh: 31.50 kHz, fv: 60 Hz [480p(525p)]<br>fh: 45.00 kHz, fv: 60 Hz [720i(750i)/60p]<br>fh: 33.75 kHz, fv: 60 Hz [1125i(1035i)/60i]<br>fh: 28.13 kHz, fv: 50 Hz [1080i(1125i)/50i]                                 | fh: 15.63 kHz, fv: 50 Hz [576i(625i)]<br>fh: 31.25 kHz, fv: 50 Hz [576p(625p)]<br>fh: 37.50 kHz, fv: 50 Hz [720i(750i)/50p]<br>fh: 33.75 kHz, fv: 60 Hz [1080i(1125i)/60i]  |  |   |  |
|                               | Video/S-Video  | fh: 15.75 kHz, fv: 60 Hz [NTSC/NTSC4.43/PAL-M/PAL60], fh: 15.63 kHz, fv: 50 Hz [PAL/PAL-N/SECAM]  |   |  |   |  |
| Optical axis shift            | Vertical: +48 %  |   |   | Vertical: +40 %  |   |  |
| Keystone correction range     | Vertical: ±30° (±20° when Real-Time Keystone)  |   |   |  |   |  |
| Installation                  | Ceiling/floor, front/rear  |   |   |  |   |  |
| Terminals                     | HDMI IN  | HDMI 19-pin x 1 [Deep Color, compatible with HDCP]<br>480p, 576p, 720/60p, 720/50p, 1080/60i, 1080/50i, 1080/24p, 1080/60p, 1080/50p, VGA (640 x 480)-WUXGA (1,920 x 1,200),*6 audio signal : linear PCM (sampling frequencies: 48 kHz, 44.1 kHz, 32 kHz) | HDMI 19-pin x 1 [Deep Color, compatible with HDCP]<br>480p, 576p, 720/60p, 720/50p, 1080/60i, 1080/50i, 1080/60p, 1080/50p, VGA (640 x 480)-WUXGA (1,920 x 1,200),*6 audio signal : linear PCM (sampling frequencies: 48 kHz, 44.1 kHz, 32 kHz) |  |   |  |
|                               | COMPUTER IN 1  | D-sub HD 15-pin (female) x 1 (RGB/YPbPr/YCbCr x 1)  |   |  |   |  |
|                               | COMPUTER IN 2 / MONITOR OUT  | D-sub HD 15-pin (female) x 1 (RGB x 1), (input/output selectable using on-screen menu) (When Monitor Out is selected, the COMPUTER IN 1 signal is output.)  |   |  |   |  |
|                               | VIDEO IN   | Pin jack x 1 (Composite VIDEO)  |   |  |   |  |
|                               | S-VIDEO IN   | Mini DIN 4-pin x 1 [S-VIDEO]  |   |  |   |  |
|                               | AUDIO IN   | Pin jack x 2 [L-R x 1] for VIDEO/S-VIDEO input  |   |  |   |  |
|                               | COMPUTER AUDIO IN 1  | M3 x 1 [L-R x 1]  |   |  |   |  |
|                               | COMPUTER AUDIO IN 2 (MIC IN)   | M3 x 1 [L-R x 1] for audio input or for microphone connection (variable)  |   |  |   |  |
|                               | AUDIO OUT  | M3 x 1 [L-R x 1] for output (variable)  |   |  |   |  |
|                               | SERIAL IN  | D-sub 9-pin (female) x 1 for external control (RS-232C compliant)   |   |  |   |  |
|                               | LAN  | RJ-45 x 1 (for network connection, 10Base-T/100Base-TX, compliant with PLink™ (class 1))  |   |  |   |  |
|                               | LAN/DIGITAL LINK   | RJ-45 x 1 for network/DIGITAL LINK connection (Video, audio and control signals), 10Base-T/100Base-TX, compliant with PLink™ (class 1), Deep Color, compatible with HDCP  | -   |  |   |  |
| USB A                         | -  | USB type-A (for the USB Memory Viewer) x 1  | -   | USB type-A (for the USB Memory Viewer) x 1   | -   |  |
| USB B                         | -  | USB type-B (for the USB Display/Wireless Mouse) x 1   | -   | USB type-B (for the USB Display/Wireless Mouse) x 1  | -   |  |
| Built-in speaker              | 1.6 inches round shape x 1, output power: 10.0 W (monaural)  |   |   |  |   |  |
| Noise level                   | 37 dB (lamp power: Normal), 29 dB (lamp power: Eco)  |   | 38 dB (lamp power: Normal), 31 dB (lamp power: Eco)   | 37 dB (lamp power: Normal), 29 dB (lamp power: Eco)  | 38 dB (lamp power: Normal), 31 dB (lamp power: Eco)                                     |  |
| Cabinet materials             | Molded plastic   |   |   |  |   |  |
| Dimensions (W x H x D)        | 14.9 x 4.2 x 12.0 in (379 x 107 x 305 mm) [with legs at shortest position, not including protruding parts]   |   |   |  |   |  |
| Weight                        | Approximately 10.6 lbs (4.8 kg)  |   |   |  |   |  |
| Operating environment         | Operating temperature: 32–104°F [0–40°C]*7 (less than 3,937 ft [1,200 m] above sea level, Fan control: OFF), 32–86°F [0–30°C] (between 3,937 ft and 6,562 ft [1,200 m and 2,000 m] above sea level, Fan control: ON1), 32–86°F [0–30°C] (between 6,562 ft and 8,858 ft [2,000 m and 2,700 m] above sea level, Fan control: ON2)<br>Operating humidity: 20–80 % [no condensation] |   |   |  |   |  |
| Supplied accessories          | Power cord x 1, power cord holder x 1, wireless remote control unit, batteries (AAA/R03/LR03 type x 2), carrying bag x 1, computer cable [5.9 feet, for VGA] x 1   | Software CD-ROM [Logo Transfer Software, Multi Projector Monitoring & Control Software, Wireless Manager ME 6.0]  | Software CD-ROM [Logo Transfer Software, Multi Projector Monitoring & Control Software]   | Software CD-ROM [Logo Transfer Software, Multi Projector Monitoring & Control Software, Wireless Manager ME 6.0] | Software CD-ROM [Logo Transfer Software, Multi Projector Monitoring & Control Software] |  |

\*1 When the Standby mode is set to Eco, network functions such as standby on via LAN are not available. Also, only certain commands can be received for external control using the serial terminal.  
\*2 The values given for the recommended lamp replacement cycles are maximum.  
\*3 Measurement, measuring conditions, and method of notation all comply with ISO 21118 international standards.  
\*4 Input signals that exceed this resolution will be converted to 1,280 x 800 pixels.  
\*5 Input signals that exceed this resolution will be converted to 1,024 x 768 pixels.  
\*6 Compliant with VESA CVT-RB.  
\*7 When the ambient temperature is between 95°F and 104°F [35°C and 40°C], the lamp power should be set to Eco.

## Specifications (built-in wireless LAN function)

| Model               | PT-VW435NU   | PT-VX505NU |
|---------------------|--|------------|
| Standard            | IEEE802.11b/g/n  |            |
| Infrastructure mode | WPA-PSK (TKIP/AES), WPA2-PSK (TKIP/AES), 128 bit/64 bit WEP, WPA-EAP/WPA2-EAP (PEAP [MS-CHAPv2/GTC], EAP-FAST [MS-CHAPv2/GTC], EAP-TTLS [MD5/MS-CHAPv2]) |            |
| Ad-hoc mode*        | 128 bit/64 bit WEP   |            |

\* Not supported by IEEE802.11n.

## Specifications

| Model                         | PT-VW330U  | PT-VX400NTU  | PT-VX400U  |   |
|-------------------------------|--|--|--|---|
| Power supply                  | 100-240 V AC, 50/60 Hz   |  |  |   |
| Power consumption             | 322 W [0.48 W when standby mode set to Eco*1, 12.5 W when standby mode set to Network.]  | 322 W [0.48 W when standby mode set to Eco*1, 14.5 W when standby mode set to Network.]  | 322 W [0.48 W when standby mode set to Eco*1, 10.0 W when standby mode set to Network.]  |   |
| LCD panel                     | Panel size   | 0.59 in [15 mm] diagonal [16:10 aspect ratio]  | 0.63 in [16 mm] diagonal [4:3 aspect ratio]  |   |
|                               | Display method   | Transparent LCD panel (x 3, R/G/B)   |  |   |
|                               | Pixels   | 1,024,000 [1,280 x 800] x 3, total of 3,072,000 pixels   | 786,432 [1,024 x 768] x 3, total of 2,359,296 pixels   |   |
| Lens                          | 1.6x manual zoom (throw ratio: 1.2-1.9:1), manual focus, F 1.65-2.33, f 15.47-24.53 mm   |  |  |   |
| Lamp                          | 245 W x 1, lamp replacement cycle (lamp power: Normal/Eco1, Eco2): 3,000 hours/5,000 hours*2   |  |  |   |
| Screen size (diagonal)        | 30-300 in [0.76-7.62 m], 16:10 aspect ratio  | 30-300 in [0.76-7.62 m], 4:3 aspect ratio  |  |   |
| Brightness*3                  | 3,000 lm (lamp power: Auto/Normal)   | 4,000 lm (lamp power: Auto/Normal)   |  |   |
| Center-to-corner uniformity*3 | 85 %   |  |  |   |
| Contrast*3                    | 2,000:1 (full on/full off, lamp power: Auto)   |  |  |   |
| Resolution                    | 1,280 x 800 pixels*4   | 1,024 x 768 pixels*5   |  |   |
| Scanning frequency            | HDMI   | fh: 25-80 kHz, fv: 50-85 Hz, dot clock: 162 MHz or lower   |  |   |
|                               | RGB (analog)   | fh: 15-100 kHz, fv: 50-100 Hz, dot clock: 140 MHz or lower [Signals exceeding the dot clock rate of 140 MHz are downsampled.]  |  |   |
|                               | YPbPr (YCbCr)  | fh: 15.75 kHz, fv: 60 Hz [480i(525i)]<br>fh: 31.50 kHz, fv: 60 Hz [480p(525p)]<br>fh: 45.00 kHz, fv: 60 Hz [720(750)/60p]<br>fh: 33.75 kHz, fv: 60 Hz [1080(1125)/60i]   | fh: 15.63 kHz, fv: 50 Hz [576i(625i)]<br>fh: 31.25 kHz, fv: 50 Hz [576p(625p)]<br>fh: 37.50 kHz, fv: 50 Hz [720(750)/50p]<br>fh: 28.13 kHz, fv: 50 Hz [1080(1125)/50i] |   |
|                               | Video/S-Video  | fh: 15.75 kHz, fv: 60 Hz [NTSC/NTSC4.43/PAL-M/PAL60], fh: 15.63 kHz, fv: 50 Hz [PAL/PAL-N/SECAM]   |  |   |
| Optical axis shift            | 49:1   | 9:1  |  |   |
| Keystone correction range     | Vertical: ±30° (±20° when Real-Time Keystone)  | Vertical: ±40°, Horizontal: ±30° (Vertical: ±30°, Horizontal: ±20° when Auto Keystone)   | Vertical: ±30° (±20° when Real-Time Keystone)  |   |
| Installation                  | Ceiling/floor, front/rear  |  |  |   |
| Terminals                     | HDMI IN  | HDMI 19-pin x 1 [compatible with HDCP] 480p, 576p, 720/60p, 720/50p, 1080/60i, 1080/50i, 1080/60p, 1080/50p, VGA [640 x 480]-WUXGA [1,920 x 1,200],*6 audio signal : linear PCM [sampling frequencies: 48 kHz, 44.1 kHz, 32 kHz] |  |   |
|                               | COMPUTER IN 1  | D-sub HD 15-pin (female) x 1 [RGB/YPbPr/YCbCr x 1]   |  |   |
|                               | COMPUTER IN 2 / MONITOR OUT  | D-sub HD 15-pin (female) x 1 [RGB x1], [input/output selectable using on-screen menu] [When Monitor Out is selected, the COMPUTER IN 1 signal is output.]  |  |   |
|                               | VIDEO IN   | Pin jack x 1 [Composite VIDEO]   |  |   |
|                               | S-VIDEO IN   | Mini DIN 4-pin x 1 [S-VIDEO]   |  |   |
|                               | AUDIO IN   | Pin jack x 2 [L-R x 1] for VIDEO/S-VIDEO input   |  |   |
|                               | COMPUTER AUDIO IN 1  | M3 x 1 [L-R x 1]   |  |   |
|                               | COMPUTER AUDIO IN 2 [MIC IN]   | M3 x 1 [L-R x 1] for audio input or for microphone connection (variable)   |  |   |
|                               | AUDIO OUT  | M3 x 1 [L-R x 1] for output (variable)   |  |   |
|                               | SERIAL IN  | D-sub 9-pin (male) x 1 for external control [RS-232C compliant]  |  |   |
|                               | LAN  | RJ-45 x 1 (for network connection, 10Base-T/100Base-TX, compliant with PLink™ [class 1])   |  |   |
|                               | USB A  | —  | USB type-A (for the USB Memory Viewer) x 1   | — |
|                               | USB B  | —  | USB type-B (for the USB Display/Wireless Mouse) x 1  | — |
|                               | Built-in speaker   | 1.5 inches round shape x 1, output power: 10.0 W [monaural]  |  |   |
| Noise level                   | 35 dB [lamp power: Normal], 29 dB [lamp power: Eco1, Eco2]   |  |  |   |
| Cabinet materials             | Molded plastic   |  |  |   |
| Dimensions (W x H x D)        | 13.8 x 3.8 x 10.9 in [350 x 97 x 277 mm] (with legs at shortest position, not including protruding parts)  |  |  |   |
| Weight                        | Approximately 7.7 lbs [3.5 kg]   | Approximately 7.9 lbs [3.6 kg]   | Approximately 7.7 lbs [3.5 kg]   |   |
| Operating environment         | Operating temperature: 41-95°F [5-35°C], operating humidity: 20-80 % [no condensation]   |  |  |   |
| Supplied accessories          | Power cord x 1, power cord holder x 1, wireless remote control unit, batteries [AAA/R03/LR03 type x 2], carrying bag x 1, computer cable [5.9 feet, for VGA] x 1, filter cover |  |  |   |
|                               | Software CD-ROM (Logo Transfer Software, Multi Projector Monitoring & Control Software)  | Software CD-ROM (Logo Transfer Software, Multi Projector Monitoring & Control Software, Wireless Manager ME 5.5)   | Software CD-ROM (Logo Transfer Software, Multi Projector Monitoring & Control Software)  |   |

\*1 When the Standby mode is set to Eco, network functions such as standby on via LAN are not available. Also, only certain commands can be received for external control using the serial terminal.

\*2 The values given for the recommended lamp replacement cycles are maximum.

\*3 Measurement, measuring conditions, and method of notation all comply with ISO 21118 international standards.

\*4 Input signals that exceed this resolution will be converted to 1,280 x 800 pixels.

\*5 Input signals that exceed this resolution will be converted to 1,024 x 768 pixels.

\*6 Compliant with VESA CVT-RB.













## Specifications (built-in wireless LAN function)

| Model               | PT-VX400NTU  |
|---------------------|--|
| Standard            | IEEE802.11b/g/n  |
| Infrastructure mode | WPA-PSK [TKIP/AES], WPA2-PSK [TKIP/AES], 128 bit/64 bit WEP, WPA-EAP/WPA2-EAP [PEAP [MS-CHAPv2/GTC], EAP-FAST [MS-CHAPv2/GTC], EAP-TTLS [MD5/MS-CHAPv2]] |
| Ad-hoc mode*        | 128 bit/64 bit WEP   |

\* Not supported by IEEE802.11n.



## Optional accessories

|  | Digital Interface Box  | Easy Wireless Stick*1   | Ceiling mount bracket for high ceilings*2   | Ceiling mount bracket for low ceilings*2  | Bracket assembly   | Replacement filter unit  | Replacement lamp unit  |
|--|--|---|---|---|--|--|--|
| PT-VW431DU/<br>VW435NU/<br>VW440U/<br>VX505NU/<br>VX510U | ET-YFB100G<br><br>VW431DU | ET-UW100<br> | ET-PKV100H<br> | ET-PKV100S<br> | ET-PKV200B<br> | ET-RFV200<br> | ET-LAV200<br> |
| PT-VW330U/<br>VX400NTU/<br>VX400U                        | —  | VW435NU<br>VX505NU<br>VX400NTU  |                |                | ET-PKV100B<br> | ET-RFV100<br> | ET-LAV100<br> |

\*1 The ET-UW100 is available in the following countries and regions as of September 2012. North America, England, Germany, France, Spain, Italy, Belgium, Austria, Sweden, Norway, Denmark, Switzerland, Holland, Finland, Portugal, Greece, and Japan.

\*2 This product is used together with an optional bracket assembly (sold separately).

## All-in-one connectivity with DIGITAL LINK-ready Panasonic projectors



### Digital Interface Box ET-YFB100G (optional)



The compact body enables easy and space-saving installation.

#### [Mounting brackets attached]



#### Specifications

|   |  |  |  |
|---|--|--|--|
| Power supply  | DC 16 V [DC input terminal]  |  |  |
| Power consumption<br>(use with supplied AC adaptor) | 16 W [0.2 W with the power off]<br>(including power consumption of the AC adaptor)   |  |  |
| AC adaptor  | Input  | 100-240 V AC, 50/60 Hz   |  |
|   | Output   | DC 16 V, 3.75 A  |  |
| Scanning frequency                                  | HDMI   | fr: 27-99 kHz, fv: 24-119.8 Hz, dot clock: 25.2-162 MHz  |  |
|   | RGB [analog]   | fr: 15.6-99 kHz, fv: 24-119.8 Hz, dot clock: 13.5-162 MHz  |  |
|   | YPbPr [YCbCr]  | fr: 15.75 kHz, fv: 60 Hz [480i [525i]]   | fr: 15.63 kHz, fv: 50 Hz [576i [625i]] |
|   |  | fr: 31.50 kHz, fv: 60 Hz [480p [525p]]   | fr: 31.25 kHz, fv: 50 Hz [576p [625p]] |
| fr: 45.00 kHz, fv: 60 Hz [720 [750]/60p]            |  | fr: 37.50 kHz, fv: 50 Hz [720 [750]/50p]   |  |
| fr: 33.75 kHz, fv: 60 Hz [1035 [1125]/60i]          |  | fr: 28.13 kHz, fv: 50 Hz [1080 [1125]/50i]   |  |
| Video/S-Video                                       | fr: 28.13 kHz, fv: 25 Hz [1080 [1125]/25p]   | fr: 27.00 kHz, fv: 24 Hz [1080 [1125]/24p]   |  |
|   | fr: 33.75 kHz, fv: 30 Hz [1080 [1125]/30p]   | fr: 67.50 kHz, fv: 60 Hz [1080 [1125]/60p]   |  |
| Terminals   | Video/S-Video  | fr: 15.75 kHz, fv: 60 Hz [NTSC/NTSC4.43/PAL-M/PAL60],<br>fr: 15.63 kHz, fv: 50 Hz [PAL/PAL-N/SECAM]  |  |
|   | HDMI IN  | HDMI 19-pin x 2 [Deep Color, compatible with HDCP]<br>480p, 576p, 720/60p, 720/50p, 1080/60i, 1080/50i, 1080/24p, 1080/25p, 1080/30p, 1080/60p, 1080/50p, VGA [640 x 480]-WUXGA*1 [1,920 x 1,200], audio signal: linear PCM [sampling frequencies: 48 kHz, 44.1 kHz, 32 kHz] |  |
|   | COMPUTER IN  | D-sub HD 15-pin [female] x 2 [RGB/YPbPr/YCbCr x 2]   |  |
|   | VIDEO IN   | Pin jack x 1 [Composite VIDEO]   |  |
|   | S-VIDEO IN   | Mini DIN 4-pin x 1 [S-VIDEO]   |  |
|   | AUDIO IN   | M3 [L-R] x 1   |  |
|   | AUDIO OUT  | M3 [L-R] x 1 [variable]  |  |
|   | SERIAL IN  | D-sub 9-pin [female] x 1 for external control [RS-232C compliant]  |  |
| REMOTE IN   | D-sub 9-pin [female] x 1 for external control [parallel]   |  |  |
| LAN   | RJ-45 x 1, for network connection, 10Base-T/100Base-TX   |  |  |
|   | DIGITAL LINK   | RJ-45 x 1, for DIGITAL LINK connection [video, audio and control signals]  |  |
| Dimensions [W x H x D]                              | 8-9/32 x 1-23/32 x 9-27/32 in [210 x 44 x 250 mm] [not including protruding parts]   |  |  |
| Weight  | Approximately 2.54 lbs [1.15 kg]*2 [not including AC adaptor]  |  |  |
| Operating environment                               | Operating temperature: 32-104 °F [0-40 °C]<br>Operating humidity: 20-80 % [no condensation]  |  |  |
| Supplied accessories                                | AC adaptor x 1, power cords [6.6 feet] x 3, AC power cord holder x 1,<br>AC power cord holder screw x 1, mounting brackets for rack or countertop installation x 2,<br>mounting bracket for rack installation x 1, countersunk screws x 6, legs x 4,<br>screws for installing legs x 4 |  |  |

\*1 Supported only when the signals are compliant with VESA CVT-RB.

\*2 Average value. May differ depending on models.

## Easy wireless projection with wireless-ready Panasonic projectors

### Easy Wireless Stick ET-UW100 (optional)



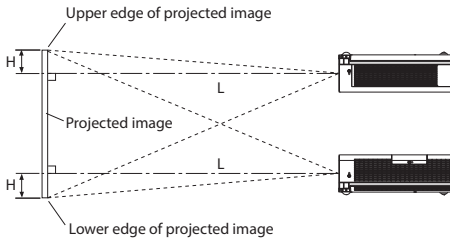
#### Specifications

|                       |  |
|-----------------------|--|
| Dimensions            | 1-3/7 x 3-2/3 x 2/5 in<br>[36 x 93 x 10 mm] [not including protective cap] |
| Weight                | Approximately 0.04 lbs [20 g]*2 [not including protective cap]             |
| Operating environment | Operating temperature: 32-95 °F [0-35 °C]                                  |
|                       | Operating humidity: 20-80 % [no condensation]                              |

For more information, please visit <http://panasonic.net/avc/projector/>

## Projection distance

unit: feet (meters)



- The value for L (distance to screen) varies slightly depending on the zoom lens characteristics.
- At the shortest projection distance, the zoom lens characteristics may cause slight image distortion.

### PT-VW431DU/VW435NU/VW440U

(16:10 aspect ratio; throw ratio: 1.18-1.90:1)

| Diagonal image size | Projection distance (L) |             | Height from the edge of screen to center of lens (H) |
|---------------------|-------------------------|-------------|--|
|                     | min.(wide)              | max.(tele)  |  |
| 30" [0.76]          | 2.3 (0.7)               | 3.9 (1.2)   | 0.03 - 0.66 (0.01 - 0.20)                            |
| 40" [1.02]          | 3.3 (1.0)               | 5.2 (1.6)   | 0.03 - 0.89 (0.01 - 0.27)                            |
| 50" [1.27]          | 4.3 (1.3)               | 6.6 (2.0)   | 0.03 - 1.12 (0.01 - 0.34)                            |
| 60" [1.52]          | 4.9 (1.5)               | 8.2 (2.5)   | 0.07 - 1.31 (0.02 - 0.40)                            |
| 70" [1.78]          | 5.9 (1.8)               | 9.5 (2.9)   | 0.07 - 1.54 (0.02 - 0.47)                            |
| 80" [2.03]          | 6.6 (2.0)               | 10.8 (3.3)  | 0.07 - 1.77 (0.02 - 0.54)                            |
| 90" [2.29]          | 7.5 (2.3)               | 12.1 (3.7)  | 0.07 - 2.00 (0.02 - 0.61)                            |
| 100" [2.54]         | 8.2 (2.5)               | 13.5 (4.1)  | 0.10 - 2.20 (0.03 - 0.67)                            |
| 120" [3.05]         | 10.2 (3.1)              | 16.1 (4.9)  | 0.10 - 2.66 (0.03 - 0.81)                            |
| 150" [3.81]         | 12.5 (3.8)              | 20.3 (6.2)  | 0.13 - 3.31 (0.04 - 1.01)                            |
| 200" [5.08]         | 16.7 (5.1)              | 27.2 (8.3)  | 0.16 - 4.43 (0.05 - 1.35)                            |
| 250" [6.35]         | 21.0 (6.4)              | 33.8 (10.3) | 0.23 - 5.51 (0.07 - 1.68)                            |
| 300" [7.62]         | 25.3 (7.7)              | 40.7 (12.4) | 0.26 - 6.63 (0.08 - 2.02)                            |

### PT-VW330U

(16:10 aspect ratio; throw ratio: 1.2-1.9:1)

| Diagonal image size | Projection distance (L) |             | Height from the edge of screen to center of lens (H) |
|---------------------|-------------------------|-------------|--|
|                     | min.(wide)              | max.(tele)  |  |
| 30" [0.76]          | 2.3 (0.7)               | 3.9 (1.2)   | 0.03 (0.01)  |
| 40" [1.02]          | 3.3 (1.0)               | 5.2 (1.6)   | 0.03 (0.01)  |
| 50" [1.27]          | 4.3 (1.3)               | 6.6 (2.0)   | 0.03 (0.01)  |
| 60" [1.52]          | 4.9 (1.5)               | 8.2 (2.5)   | 0.07 (0.02)  |
| 70" [1.78]          | 5.9 (1.8)               | 9.5 (2.9)   | 0.07 (0.02)  |
| 80" [2.03]          | 6.6 (2.0)               | 10.8 (3.3)  | 0.07 (0.02)  |
| 90" [2.29]          | 7.5 (2.3)               | 12.1 (3.7)  | 0.07 (0.02)  |
| 100" [2.54]         | 8.2 (2.5)               | 13.5 (4.1)  | 0.10 (0.03)  |
| 120" [3.05]         | 10.2 (3.1)              | 16.1 (4.9)  | 0.10 (0.03)  |
| 150" [3.81]         | 12.5 (3.8)              | 20.3 (6.2)  | 0.13 (0.04)  |
| 200" [5.08]         | 16.7 (5.1)              | 26.2 (8.0)* | 0.16 (0.05)  |
| 250" [6.35]         | 21.0 (6.4)              | 26.2 (8.0)* | 0.23 (0.07)  |
| 300" [7.62]         | 25.3 (7.7)              | 26.2 (8.0)* | 0.26 (0.08)  |

\* There is no guarantee of the lens performance when the projection distance exceeds 26.2 feet (8 meters).

### PT-VX505NU/VX510U

(4:3 aspect ratio; throw ratio: 1.18-1.90:1)

| Diagonal image size | Projection distance (L) |             | Height from the edge of screen to center of lens (H) |
|---------------------|-------------------------|-------------|--|
|                     | min.(wide)              | max.(tele)  |  |
| 30" [0.76]          | 2.3 (0.7)               | 3.6 (1.1)   | 0.16 - 0.75 (0.05 - 0.23)                            |
| 40" [1.02]          | 3.0 (0.9)               | 4.9 (1.5)   | 0.20 - 1.02 (0.06 - 0.31)                            |
| 50" [1.27]          | 3.9 (1.2)               | 6.2 (1.9)   | 0.26 - 1.25 (0.08 - 0.38)                            |
| 60" [1.52]          | 4.6 (1.4)               | 7.5 (2.3)   | 0.30 - 1.51 (0.09 - 0.46)                            |
| 70" [1.78]          | 5.6 (1.7)               | 8.9 (2.7)   | 0.36 - 1.74 (0.11 - 0.53)                            |
| 80" [2.03]          | 6.2 (1.9)               | 10.2 (3.1)  | 0.40 - 2.00 (0.12 - 0.61)                            |
| 90" [2.29]          | 7.2 (2.2)               | 11.5 (3.5)  | 0.46 - 2.26 (0.14 - 0.69)                            |
| 100" [2.54]         | 7.9 (2.4)               | 12.8 (3.9)  | 0.49 - 2.49 (0.15 - 0.76)                            |
| 120" [3.05]         | 9.5 (2.9)               | 15.4 (4.7)  | 0.59 - 2.99 (0.18 - 0.91)                            |
| 150" [3.81]         | 11.8 (3.6)              | 19.0 (5.8)  | 0.75 - 3.74 (0.23 - 1.14)                            |
| 200" [5.08]         | 15.7 (4.8)              | 25.6 (7.8)  | 1.02 - 4.99 (0.31 - 1.52)                            |
| 250" [6.35]         | 19.7 (6.0)              | 31.8 (9.7)  | 1.25 - 6.27 (0.38 - 1.91)                            |
| 300" [7.62]         | 23.6 (7.2)              | 38.4 (11.7) | 1.51 - 7.51 (0.46 - 2.29)                            |

### PT-VX400NTU/VX400U

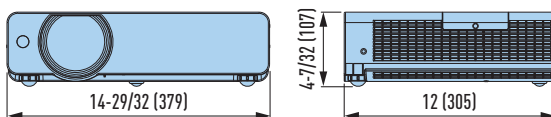
(4:3 aspect ratio; throw ratio: 1.2-1.9:1)

| Diagonal image size | Projection distance (L) |             | Height from the edge of screen to center of lens (H) |
|---------------------|-------------------------|-------------|--|
|                     | min.(wide)              | max.(tele)  |  |
| 30" [0.76]          | 2.3 (0.7)               | 3.6 (1.1)   | 0.16 (0.05)  |
| 40" [1.02]          | 3.0 (0.9)               | 4.9 (1.5)   | 0.20 (0.06)  |
| 50" [1.27]          | 3.9 (1.2)               | 6.2 (1.9)   | 0.26 (0.08)  |
| 60" [1.52]          | 4.6 (1.4)               | 7.5 (2.3)   | 0.30 (0.09)  |
| 70" [1.78]          | 5.6 (1.7)               | 8.9 (2.7)   | 0.36 (0.11)  |
| 80" [2.03]          | 6.2 (1.9)               | 10.2 (3.1)  | 0.39 (0.12)  |
| 90" [2.29]          | 7.2 (2.2)               | 11.5 (3.5)  | 0.46 (0.14)  |
| 100" [2.54]         | 7.9 (2.4)               | 12.8 (3.9)  | 0.49 (0.15)  |
| 120" [3.05]         | 9.5 (2.9)               | 15.4 (4.7)  | 0.59 (0.18)  |
| 150" [3.81]         | 11.8 (3.6)              | 19.0 (5.8)  | 0.75 (0.23)  |
| 200" [5.08]         | 15.7 (4.8)              | 25.6 (7.8)  | 1.02 (0.31)  |
| 250" [6.35]         | 19.7 (6.0)              | 26.2 (8.0)* | 1.25 (0.38)  |
| 300" [7.62]         | 23.6 (7.2)              | 26.2 (8.0)* | 1.51 (0.46)  |

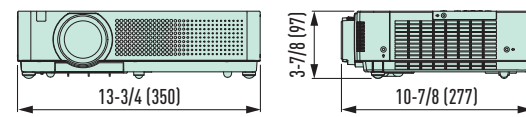
## Dimensions

unit: inches (mm)

### PT-VW431DU/VW435NU/VW440U/VX505NU/VX510U



### PT-VW330U/VX400NTU/VX400U



## Caution

Do not install the projector in locations that are subject to excessive water, humidity, steam or oily smoke. Doing so may result in fire, malfunction or electric shock.

## NOTE ON USE

- 1 The projector uses a high-voltage mercury lamp under high internal pressure. This lamp may break, emitting a popping sound, or fail to illuminate, due to impact or extended use.
- 2 The high-wattage lamp becomes very hot during operation. Please observe the following precautions:
  - Never place objects on top of the projector while it is in operation.
  - Make sure there is an unobstructed space of 39-3/8 inches (1,000 mm) or more around the projector's exhaust openings.
  - If stacking projector units, care must be taken to provide the recommended space between units. These space requirements also apply to installation where only one projector unit is operating at one time and the other unit is used as a backup.

- 3 The lamp replacement cycle duration becomes shorter if the projector is operated repeatedly for short periods.
  - The lamp replacement cycle varies greatly depending on individual lamp characteristics and usage conditions.
  - The brightness of the lamp will gradually decrease with use.
- 4 Due to natural characteristics of lamps, screen brightness may fluctuate. This is not an indication of faulty lamp performance.

# Panasonic®

Weights and dimensions shown are approximate. Specifications and appearance are subject to change without notice. Product availability differs depending on region and country. This subject may be subject to export control regulations. The projection distances and throw ratios given in this brochure are for use only as guidelines. For more detailed information, please consult the dealer from whom you are purchasing the product. Microsoft, Windows, Windows Vista and PowerPoint are trademarks of Microsoft Corporation in the United States and other countries. Android and Google Play are registered trademarks or trademarks of Google Inc. Macintosh, Mac, Mac OS, iPad, iPhone, iPod touch and iTunes are trademarks of Apple Inc., registered in the U.S. and other countries. The PJLink trademark is an application trademark in Japan, the United States, and other countries or regions or registered trademarks. HDMI, the HDMI logo, and High-Definition Multimedia Interface are trademarks or registered trademarks of HDMI Licensing LLC in the United States and other countries. Crestron Connected is a trademark of Crestron Electronics, Inc. All other trademarks are the property of their respective trademark owners. Projection images simulated. © 2013 Panasonic Corporation. All rights reserved.



For more information about Panasonic projectors, please visit:  
 Projector Global Web Site – [panasonic.net/avc/projector](http://panasonic.net/avc/projector)  
 Facebook – [www.facebook.com/panasonicprojector](https://www.facebook.com/panasonicprojector)  
 YouTube – [www.youtube.com/user/PanasonicProjector](https://www.youtube.com/user/PanasonicProjector)

All information included here is valid as of May 2013.

PT-VW440U1 Printed in Japan.